

Statistical Profiles

Note:

As of 2001, the statistical tables and charts were changed to reflect the actual number of people involved in the Alberta apprenticeship and industry training system. In previous years, the data reflected the number of registrations, graduations and certificates issued rather than the number of apprentices registered and the number of certified individuals. The distinction is important. The first reflects the paper processed in a given period of time and the other reflects the number of people involved.

In the past, these numbers differed minimally. With the creation of various branches of individual trades and with the availability of multiple certifications within one trade, these numbers are increasingly divergent.

Please note that in 2003 the technical training information was also changed to reflect the school year. Prior to 2003, technical training attendance was provided based on the calendar year for consistency with other calendar year data (e.g. registrations). The switch to school year data provides a more accurate reading of the technical training data.

As a result of these changes, the data provided in the tables and charts that follow will not correspond to the data provided in Alberta Apprenticeship and Industry Training Annual Reports prior to the changes.



Contents

Alberta Apprenticeship and Provincial Labour Force Statistics, 2006 - 2011 (Table 1)	1
Total Number of Apprentices Registered (Totals, Averages and Percentage Changes) by Trade, 2006 - 2011 (Table 2)	2
New Apprentices Registered (Totals, Averages and Percentage Changes) by Trade, 2006 - 2011 (Table 3).....	3
Total and New Apprentices Registered by Branch, 2011 (Table 4).....	4
Total Number of Apprentices Registered by Year, 1991 - 2011 (Chart 1).....	5
Age of Alberta Apprentices on Date of Registration in First Trade, 2011 (Chart 2)	5
Total Apprentices Being Trained by Employer Site Size, 2007 – 2011 (Chart 3).....	6
Total Number of Individuals Certified, 2011 (Table 5).....	7
Total Number of Completed Apprentices and Individuals Issued Occupation and Qualification Certificates, 2006 - 2011 (Table 6).....	9
Technical Training Attendance by Institution and School Year, 2006/07 – 2011/12 (Table 7).....	11
Total Number of Apprentices by Trade and Period (or Year) of Training, 2011 (Table 8).....	12
Number of Apprentices Registered, Certified and Attending Technical Training by Apprenticeship and Industry Training Office Locations, 2011 (Table 9).....	13
Meetings of the Trade, Occupation and Provisional Committees, 2011 (Table 10).....	14
Number of Participants in the Registered Apprenticeship Program (RAP) by Trade as of December 31, 2011 (Table 11).....	16
Number of New Registrants in the Registered Apprenticeship Program (RAP) by Year, 1992 - 2011 (Chart 4).....	17
Total and Aboriginal Apprentices Registered, 1996 - 2011 (Chart 5).....	17
Total Number of Women Apprentices Registered, 1996 - 2011 (Chart 6)	18
Number of Apprentices Registered – Total, Aboriginal and Women, 2011 (Table 12).....	19

Table 1

Alberta Apprenticeship and Provincial Labour Force Statistics, 2006 - 2011

	2006	2007	2008	2009	2010	2011	2006-2011 % Change
Total Apprentices Registered (all trades)	59,666	67,274	70,415	69,904	63,029	57,004	-4.5%
New Apprentices Registered (all trades)	23,954	22,663	22,668	16,594	15,199	17,371	-27.5%
Labour Force (thousands)	1,984.8	2,064.1	2,130.7	2,167.3	2,157.3	2,215.2	11.6%
Employed (thousands)	1,916.5	1,991.3	2,053.7	2,025.2	2,016.6	2,094.1	9.3%
Unemployed (thousands)	68.3	72.8	77.0	142.1	140.7	121.0	77.2%
Unemployment Rate (%)	3.4%	3.5%	3.6%	6.6%	6.5%	5.5%	2.1 percentage points

Source: *Alberta Advanced Education and Technology and Statistics Canada*

Total Apprentices Registered: Total number registered as of December 31, 2011. Apprentices may be registered in more than one trade or branch of a trade within the same year but are counted here only once.

New Apprentices Registered: All apprentices registering during a single calendar year. The number includes those who are returning to do an additional apprenticeship after completing one or more apprenticeships in previous years, or continuing an apprenticeship in another trade for which they registered in a previous year. Apprentices who registered in more than one trade or branch of a trade within a specific year, or who changed from one branch of a trade to another branch within the same trade on the same day, are counted only once. The number does not include reinstated apprentices (unless reinstated in the same year).

Table 2

Total Number of Apprentices Registered (Totals, Averages and Percentage Changes) by Trade, 2006 - 2011*

TRADE	2006	2007	2008	2009	2010	2011	2006-11 Average	2006-11 % Change
Agricultural Equipment Technician	197	185	179	189	182	176	185	-11%
Appliance Service Technician	75	97	108	115	109	89	99	19%
Auto Body Technician	766	742	797	893	844	724	794	-5%
Automotive Service Technician	3,422	3,595	3,781	3,867	3,727	2,984	3,563	-13%
Baker	253	259	265	237	201	175	232	-31%
Boilermaker	216	270	300	387	470	440	347	104%
Bricklayer	269	315	301	294	277	217	279	-19%
Cabinetmaker	489	499	505	480	408	351	455	-28%
Carpenter	4,297	5,167	5,246	5,452	4,885	3,923	4,828	-9%
Communication Technician	318	400	468	479	396	305	394	-4%
Concrete Finisher	84	111	98	111	93	62	93	-26%
Cook	1,120	1,183	1,180	1,146	1,093	985	1,118	-12%
Crane and Hoisting Equipment Operator	2,663	2,703	2,594	2,373	2,229	2,398	2,493	-10%
Electric Motor Systems Technician	56	74	88	94	83	69	77	23%
Electrician	8,864	9,964	10,735	10,930	10,485	9,823	10,134	11%
Electronic Technician (Note 1)	4	0	N/A	N/A	N/A	N/A	N/A	N/A
Elevator Constructor	136	187	225	282	278	216	221	59%
Floorcovering Installer	115	113	85	91	53	63	87	-45%
Gasfitter	318	362	394	405	392	384	376	21%
Glazier	197	247	321	354	387	351	310	78%
Hairstylist	2,252	2,335	2,350	2,645	2,494	2,365	2,407	5%
Heavy Equipment Technician	4,507	5,093	5,447	5,151	4,707	4,712	4,936	5%
Instrument Technician	1,797	1,906	1,923	1,918	1,875	1,698	1,853	-6%
Insulator	620	632	824	723	873	838	752	35%
Ironworker	674	1,061	1,279	1,356	1,278	866	1,086	28%
Ironworker - Metal Building Systems Erector	84	82	74	89	90	61	80	-27%
Landscape Gardener	199	205	188	214	204	181	199	-9%
Lather-Interior Systems Mechanic	116	139	133	128	114	89	120	-23%
Locksmith	63	62	68	78	77	76	71	21%
Machinist	1,151	1,254	1,132	1,010	804	640	999	-44%
Millwright	1,923	2,122	2,164	2,107	1,855	1,672	1,974	-13%
Motorcycle Mechanic	246	311	324	310	266	197	276	-20%
Natural Gas Compression Technician (Note 2)	N/A	N/A	N/A	N/A	N/A	2	N/A	N/A
Outdoor Power Equipment Technician	85	93	91	108	105	98	97	15%
Painter and Decorator	164	146	124	148	119	113	136	-31%
Parts Technician	841	940	1,050	992	856	846	921	1%
Plumber	3,702	4,374	4,576	4,505	4,317	3,502	4,163	-5%
Powerline Technician	454	525	596	654	659	618	584	36%
Power System Electrician	150	173	209	291	372	329	254	119%
Recreation Vehicle Service Technician	182	231	223	206	168	116	188	-36%
Refrigeration and Air Conditioning Mechanic	620	698	765	808	809	731	739	18%
Rig Technician (Note 3)	2,116	3,229	3,823	3,793	2,263	2,719	2,991	28%
Roofer	180	185	188	229	230	191	201	6%
Sawfiler	15	16	11	11	8	5	11	-67%
Sheet Metal Worker	1,192	1,331	1,543	1,686	1,620	1,323	1,449	11%
Sprinkler Systems Installer	280	371	445	493	431	301	387	8%
Steamfitter-Pipefitter	3,046	3,597	4,607	4,434	3,675	3,150	3,752	3%
Structural Steel and Plate Fitter	220	206	159	130	113	139	161	-37%
Tilesetter	36	39	41	39	39	30	37	-17%
Tool and Die Maker (Note 4)	3	5	6	3	1	0	3	-100%
Transport Refrigeration Technician	48	54	61	46	41	27	46	-44%
Water Well Driller	43	44	44	58	49	40	46	-7%
Welder	8,798	9,342	8,277	7,362	5,925	5,594	7,550	-36%
TOTAL	59,666	67,274	70,415	69,904	63,029	57,004	64,549	-4%

Source: Alberta Advanced Education and Technology

* Total number of apprentices registered as of December 31 each year. Apprentices may be registered in more than one trade or branch of a trade within the same year but are counted here only once.

N/A = Not Applicable. Data does not exist in one or more of the specified years.

Note 1: The designation of the trade of electronic technician was rescinded effective September 1, 2007. Effective September 1, 2005, contracts of apprenticeship were no longer accepted for registration.

Note 2: Natural gas compression technician became a designated trade on September 1, 2011.

Note 3: Approximately 885 of the rig technician apprentices are from Canadian jurisdictions other than Alberta.

Note 4: Effective April 1, 2011, the designation of the trade of tool and die maker is rescinded. As of May 1, 2009, contracts of apprenticeship were no longer accepted for registration.

Table 3

New Apprentices Registered (Totals, Averages and Percentage Changes) by Trade, 2006 - 2011*

TRADE	2006	2007	2008	2009	2010	2011	2006-11 Average	2006-11 % Change
Agricultural Equipment Technician	68	49	61	59	46	54	56	-21%
Appliance Service Technician	28	40	39	34	26	27	32	-4%
Auto Body Technician	249	246	268	255	184	213	236	-14%
Automotive Service Technician	1,117	1,020	1,015	886	739	779	926	-30%
Baker	113	120	115	69	56	64	90	-43%
Boilermaker	69	96	110	169	149	144	123	109%
Bricklayer	76	103	85	64	58	48	72	-37%
Cabinetmaker	161	151	159	98	92	85	124	-47%
Carpenter	1,612	1,743	1,655	1,234	1,043	931	1,370	-42%
Communication Technician	125	151	211	111	38	44	113	-65%
Concrete Finisher	31	55	26	42	26	28	35	-10%
Cook	452	439	447	379	382	362	410	-20%
Crane and Hoisting Equipment Operator	1,401	1,116	1,121	747	908	1,007	1,050	-28%
Electric Motor Systems Technician	18	28	24	21	14	22	21	22%
Electrician	2,872	2,911	2,988	2,210	2,280	2,398	2,610	-17%
Elevator Constructor	55	65	63	80	50	26	57	-53%
Floorcovering Installer	62	34	28	26	35	31	36	-50%
Gasfitter	126	137	170	151	146	164	149	30%
Glazier	70	105	124	100	115	96	102	37%
Hairstylist	961	998	962	992	930	912	959	-5%
Heavy Equipment Technician	1,782	1,604	1,688	1,214	1,022	1,630	1,490	-9%
Instrument Technician	650	503	551	433	461	506	517	-22%
Insulator	204	175	358	139	348	220	241	8%
Ironworker	410	713	669	371	313	312	465	-24%
Ironworker - Metal Building Systems Erector	35	30	36	37	25	27	32	-23%
Landscape Gardener	44	60	55	67	53	55	56	25%
Lather-Interior Systems Mechanic	42	51	45	39	27	26	38	-38%
Locksmith	17	23	23	24	20	33	23	94%
Machinist	422	317	261	179	98	210	248	-50%
Millwright	726	593	585	443	348	521	536	-28%
Motorcycle Mechanic	92	124	96	89	55	59	86	-36%
Natural Gas Compression Technician (Note 1)	N/A	N/A	N/A	N/A	N/A	2	N/A	N/A
Outdoor Power Equipment Technician	27	31	36	39	30	53	36	96%
Painter and Decorator	53	41	36	42	35	44	42	-17%
Parts Technician	332	372	341	279	261	334	320	1%
Plumber	1,203	1,481	1,246	862	843	700	1,056	-42%
Powerline Technician	167	187	193	198	187	184	186	10%
Power System Electrician	53	68	82	120	155	107	98	102%
Recreation Vehicle Service Technician	72	106	67	38	43	29	59	-60%
Refrigeration and Air Conditioning Mechanic	180	221	254	186	185	176	200	-2%
Rig Technician (Note 2)	1,730	1,437	1,690	758	550	1,062	1,205	-39%
Roofer	57	64	69	78	64	68	67	19%
Sawfiler	6	6	0	2	1	1	3	-83%
Sheet Metal Worker	391	468	487	407	321	272	391	-30%
Sprinkler Systems Installer	90	143	161	98	72	54	103	-40%
Steamfitter-Pipefitter	1,255	1,366	1,656	1,033	1,028	1,098	1,239	-13%
Structural Steel and Plate Fitter	102	44	55	24	40	76	57	-25%
Tilesetter	12	16	20	4	18	9	13	-25%
Tool and Die Maker (Note 3)	0	2	2	0	N/A	N/A	N/A	N/A
Transport Refrigeration Technician	16	17	16	11	7	6	12	-63%
Water Well Driller	22	17	15	23	14	17	18	-23%
Welder	4,096	2,776	2,204	1,630	1,258	2,045	2,335	-50%
TOTAL	23,954	22,663	22,668	16,594	15,199	17,371	19,741	-27%

Source: Alberta Advanced Education and Technology

* New apprentices include all apprentices registering during a single calendar year. The number includes those who are returning to do an additional apprenticeship after completing one or more apprenticeship programs in previous years, or continuing an apprenticeship in another trade for which they registered in a previous year. Apprentices who registered in more than one trade or branch of a trade within 2011, are counted here only once. The number does not include reinstated apprentices (unless reinstated in the same year).

N/A = Not Applicable. Data does not exist in one or more of the specified years.

Note 1: Natural gas compression technician became a designated trade on September 1, 2011.

Note 2: Approximately 350 of the newly registered rig technician apprentices are from Canadian jurisdictions other than Alberta.

Note 3: Effective April 1, 2011, the designation of the trade of tool and die maker is rescinded. As of May 1, 2009, contracts of apprenticeship were no longer accepted for registration.

Table 4

Total and New Apprentices Registered by Branch, 2011

	Total Registered Apprentices	New Apprentices Registered		Total Registered Apprentices	New Apprentices Registered
Appliance Service Technician			Auto Body Technician		
Appliance Service Technician	71	20	Prepper	11	6
Commercial Appliance Service Technician	18	7	Refinisher	94	18
Total	89	27	Repairer	91	8
Crane and Hoisting Equipment Operator			Technician	528	181
Boom Truck			Total	724	213
Boom Truck	809	341	Heavy Equipment Technician		
Wellhead Boom Truck	933	459	Heavy Equipment Technician	3,891	1,287
Mobile Crane	615	192	Heavy Duty Equipment Mechanic (Off Road)	252	105
Tower Crane	41	15	Transport Trailer Mechanic	111	66
Total	2,398	1,007	Truck and Transport Mechanic	458	172
Gasfitter			Total	4,712	1,630
Gasfitter A	335	143	Glazier		
Gasfitter B	49	21	Glazier	346	94
Total	384	164	Auto Glass Technician	5	2
Ironworker			Total	351	96
Ironworker	234	96	Outdoor Power Equipment Technician (Note 1)		
Metal Building Systems Erector	61	27	Power	41	25
Reinforcing	163	77	Recreational	57	28
Structural/Ornamental	469	139	Total	98	53
Total	927	339	Sawfiler		
Parts Technician (Note 2)			Sawfiler	5	1
Parts Technician (old program)	23	0	Circular Sawfiler	0	0
Parts Technician (new program)	723	275	Total	5	1
Materials Technician	100	59	Welder		
Total	846	334	Welder	5,582	2,039
Welder			Wire Process Operator	12	6
Welder	5,582	2,039	Total	5,594	2,045
Wire Process Operator	12	6			
Total	5,594	2,045			

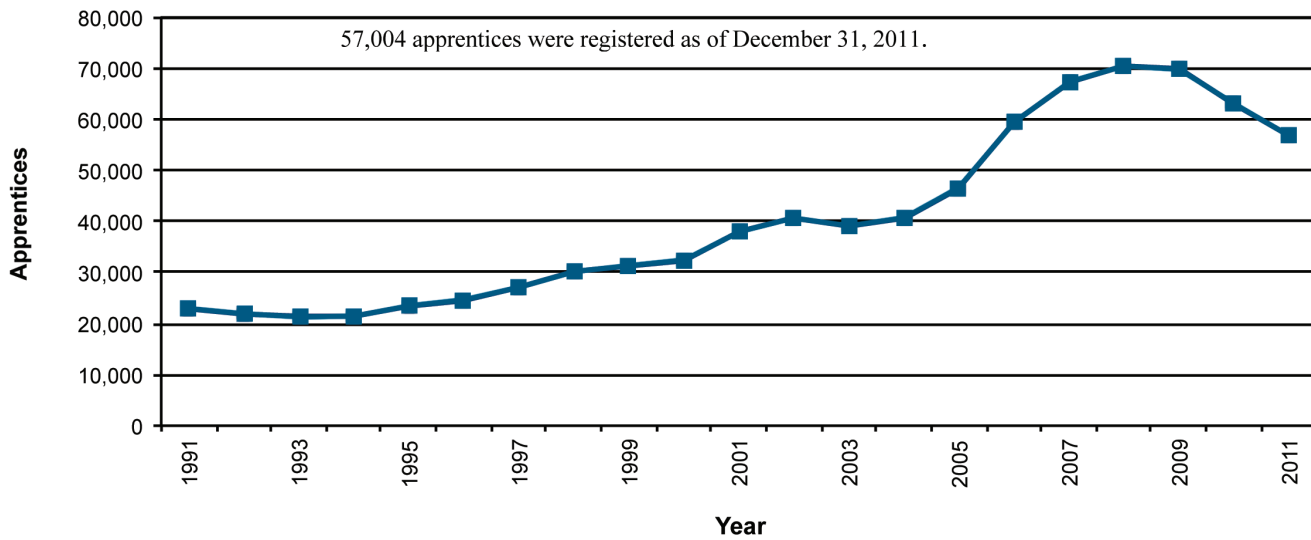
Source: Alberta Advanced Education and Technology

Note 1: Effective September 1, 2011, the old four-period marine and recreational branches of the outdoor power equipment technician trade changed to the new three-period recreational branch of the trade, and the old four-period turf and power branches changed to the new three-period power branch.

Note 2: The parts technician trade merged with the warehousing occupation on May 1, 2008. The parts technician trade now has two branches - parts technician and materials technician. Apprentices who completed or were granted credit for first period technical training by June 30, 2008 could continue in the old parts technician program.

Chart 1

Total Number of Apprentices Registered by Year, 1991 - 2011

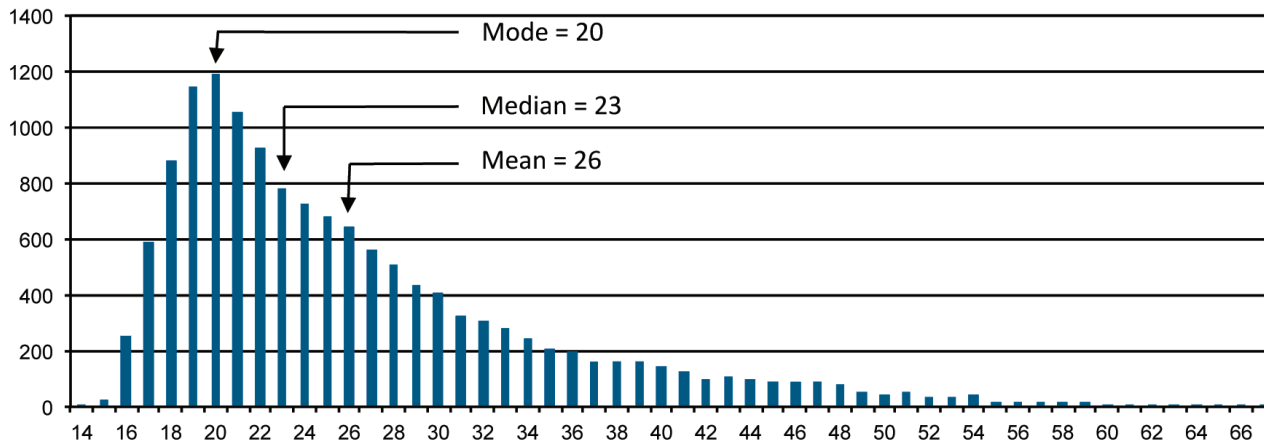


Source: Alberta Advanced Education and Technology

* This graph represents statistics covering a series of calendar years (January to December).

Chart 2

Age of Alberta Apprentices on Date of Registration in First Trade, 2011*



Total number of Alberta apprentices registering in their first trade in 2011 = 14,153**

Source: Alberta Advanced Education and Technology

* Age at date of registration.

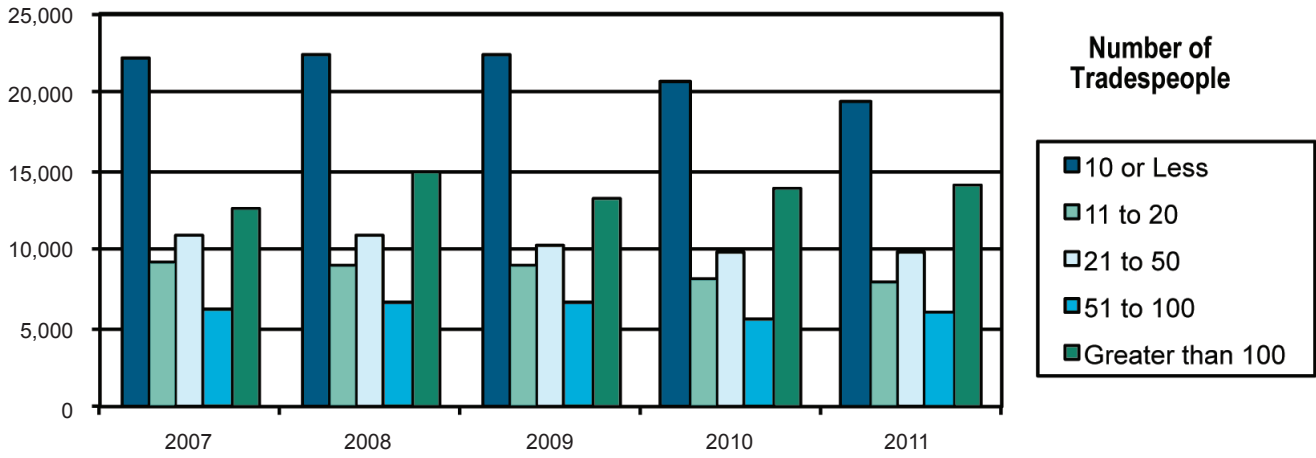
** The 14,153 total in the chart above includes only individuals registering in their first trade in Alberta in 2010. This number differs from the total number of new apprentices registered (17,371) as presented in Table 3. In Table 3, the number of new apprentices registered includes those who are returning to do an additional apprenticeship after completing one or more apprenticeship programs in previous years.

Mean - defined as the sum of the ages of all apprentices divided by the total number of apprentices involved, i.e., **average age**.

Median - defined as the **middle age** category with an equal number of apprentices younger and older than this group.

Mode - defined as the largest age category or **most frequent age** of apprentices.

Total Apprentices Being Trained by Employer Site Size, 2007 - 2011*



Source: Alberta Advanced Education and Technology

*The size of an employer site is determined by the number of tradespeople.

Table 5

Total Number of Individuals Certified, 2011*

Trade/Occupation	Journeyman Certificates Issued to Completed Apprentices and Individuals Issued Occupation Certificates	Interprovincial Red Seals Issued to Completed Apprentices and Trainees (Note 1)	Qualification Certificates (Note 2)	Equivalency Documents (Note 3)	Other Red Seals Issued (Note 4)
Agricultural Equipment Technician	20	16	2	0	2
Appliance Service Technician**	16	9	2	0	2
Auto Body Technician**	96	62	37	1	24
Automotive Service Technician	392	348	54	18	51
Baker	39	29	0	0	0
Boilermaker	51	42	5	0	4
Bricklayer	36	22	0	0	0
Cabinetmaker	50	38	0	0	0
Carpenter	610	581	11	0	11
Communication Technician	38	N/A	0	0	N/A
Concrete Finisher	14	13	1	0	1
Cook	173	158	49	0	44
Crane and Hoisting Equipment Operator**	439	127	16	0	0
Electric Motor Systems Technician	8	6	0	0	0
Electrician	1,508	1,131	46	3	41
Elevator Constructor	58	N/A	2	0	N/A
Floorcovering Installer	10	7	0	0	0
Gasfitter	80	N/A	10	8	N/A
Glazier**	42	35	1	0	0
Hairstylist	590	423	65	0	57
Heavy Equipment Technician**	839	657	66	20	58
Instrument Technician	278	196	3	0	4
Insulator	55	41	1	0	0
Ironworker	99	72	30	1	25
Ironworker - Metal Building Systems Erector	4	N/A	4	0	N/A
Landscape Gardener	19	0	0	0	0
Lather-Interior Systems Mechanic	9	5	0	0	0
Locksmith	9	N/A	0	0	N/A
Machinist	163	147	1	0	1
Millwright	371	294	16	2	13
Motorcycle Mechanic	36	30	7	0	7
Natural Gas Compression Technician (Note 5)	0	N/A	0	0	N/A
Outdoor Power Equipment Technician	15	N/A	0	0	N/A
Painter and Decorator	11	8	3	0	1
Parts Technician**	144	130	15	0	13
Plumber	595	514	5	3	3
Powerline Technician	124	117	13	0	14
Power System Electrician	47	N/A	4	0	N/A
Recreation Vehicle Service Technician	38	28	1	0	1
Refrigeration and Air Conditioning Mechanic	121	106	3	0	3
Rig Technician	92	83	67	0	65
Roofer	20	15	2	0	2
Sawfiler	4	N/A	0	0	N/A
Sheet Metal Worker	128	101	0	0	0
Sprinkler Systems Installer	69	63	0	0	1
Steamfitter-Pipefitter	407	315	110	1	99
Structural Steel and Plate Fitter	11	8	2	0	2
Tilessetter	6	1	1	0	1
Tool and Die Maker (Note 6)	0	0	1	0	1
Transport Refrigeration Technician	8	N/A	0	0	N/A
Water Well Driller	12	N/A	0	0	N/A
Welder**	1,056	838	42	1	39
Total - Trades	9,060	6,816	698	58	590

(continued)

Table 5 (continued)

Total Number of Individuals Certified, 2011*

Trade/Occupation	Journeyman Certificates Issued to Completed Apprentices and Individuals Issued Occupation Certificates	Interprovincial Red Seals Issued to Completed Apprentices and Trainees (Note 1)	Qualification Certificates (Note 2)	Equivalency Documents (Note 3)	Other Red Seals Issued (Note 4)
Construction Craft Labourer	25	29	0	0	4
Field Heat Treatment Technician	23	N/A	0	0	N/A
Gas Utility Operator	5	N/A	0	0	N/A
Industrial Construction Crew Supervisor	55	N/A	0	0	N/A
Oil and Gas Transportation Services	0	N/A	0	0	N/A
Residential Construction Site Manager (Note 7)	0	N/A	0	0	N/A
Snubbing Services	10	N/A	0	0	N/A
Steel Detailer	13	N/A	0	0	N/A
Well Testing Services Supervisor	15	N/A	0	0	N/A
Total - Occupations	146	29	0	0	4
TOTAL	9,206	6,845	698	58	594

Source: Alberta Advanced Education and Technology

* Individuals issued more than one certificate in 2011 are counted here only once.

** Indicates that some, not all, branches of this trade have a Red Seal designation.

N/A = Not Applicable.

- Note 1: This number includes the number of Interprovincial Red Seals Issued to Completed Apprentices and Trainees in 2011 regardless of the year the apprentices or trainees completed their training.
- Note 2: A Qualification Certificate is a certificate issued to individuals who, through an assessment of their prior work experience, knowledge and skills in a designated trade or occupation, demonstrate they meet the standards set for certification in Alberta.
- Note 3: Equivalency documents were issued to individuals who hold a valid trade or occupational certificate to indicate that the person holds a specific certificate and is permitted to work in a particular trade, or branch of a trade, or that the person holds a specific certificate that is recognized as equivalent to an occupational certificate in a named occupation. Equivalency documents are not issued to individuals who hold a certificate that bears an Interprovincial Standards Red Seal. Fourteen of the 18 individuals who received Equivalency documents for the automotive service technician trade also received Equivalency documents for the heavy equipment technician trade.
- Note 4: 'Other Red Seals Issued' includes red seals issued to individuals other than those who have completed an Alberta apprenticeship or occupational training program. The number includes red seals issued to individuals who were certified through Alberta's Qualification Certificate Program or Occupation Training and Certification Program (without completing a trainee program) and to individuals who successfully completed the interprovincial examination in Alberta rather than in the jurisdiction in which they were originally certified.
- Note 5: Natural gas compression technician became a designated trade on September 1, 2011.
- Note 6: Effective April 1, 2011, the designation of the trade of tool and die maker is rescinded. As of May 1, 2009, contracts of apprenticeship were no longer accepted for registration.
- Note 7: Residential construction site manager became a designated occupation on September 30, 2011.

Table 6

Total Number of Completed Apprentices and Individuals Issued Occupation and Qualification Certificates (Totals, Averages and Percent Changes) by Trade, 2006 - 2011*

TRADE/OCCUPATION	2006	2007	2008	2009	2010	2011	2006-11 Average	2006-11 % Change
Agricultural Equipment Technician	20	23	23	25	27	22	23	10%
Appliance Service Technician	14	9	25	10	21	18	16	29%
Auto Body Technician	113	122	118	110	134	133	122	18%
Automotive Service Technician	370	418	400	402	444	446	413	21%
Baker	30	36	29	42	36	39	35	30%
Boilermaker	37	32	25	29	62	56	40	51%
Bricklayer	15	27	45	43	34	36	33	140%
Cabinetmaker	42	43	34	38	32	50	40	19%
Carpenter	258	293	314	384	474	621	391	141%
Communication Technician	65	36	104	35	37	38	53	-42%
Concrete Finisher	19	7	7	16	13	15	13	-21%
Cook	161	152	166	150	207	222	176	38%
Crane and Hoisting Equipment Operator	426	390	401	369	414	455	409	7%
Electric Motor Systems Technician	6	5	3	7	3	8	5	33%
Electrician	1,057	1,357	1,275	1,184	1,515	1,554	1,324	47%
Electronic Technician (Note 1)	4	3	N/A	N/A	N/A	N/A	N/A	N/A
Elevator Constructor	5	6	16	14	29	60	22	1100%
Floorcovering Installer	6	3	13	7	26	10	11	67%
Gasfitter	88	69	79	80	101	90	85	2%
Glazier	14	23	13	25	32	43	25	207%
Hairstylist	585	635	591	478	681	655	604	12%
Heavy Equipment Technician	526	562	689	776	920	905	730	72%
Instrument Technician	216	195	238	229	294	281	242	30%
Insulator	53	54	52	68	64	56	58	6%
Ironworker	193	98	114	129	133	129	133	-33%
Ironworker - Metal Building Systems Erector	10	9	27	9	5	8	11	-20%
Landscape Gardener	25	23	20	16	30	19	22	-24%
Lather-Interior Systems Mechanic	7	9	9	18	15	9	11	29%
Locksmith	6	8	4	3	4	9	6	50%
Machinist	123	106	139	142	174	164	141	33%
Millwright	242	202	229	277	397	387	289	60%
Motorcycle Mechanic	31	30	30	38	43	43	36	39%
Natural Gas Compression Technician (Note 2)	N/A	N/A	N/A	N/A	N/A	0	N/A	N/A
Outdoor Power Equipment Technician	7	10	7	6	5	15	8	114%
Painter and Decorator	18	20	13	13	19	14	16	-22%
Parts Technician	110	147	147	156	180	159	150	45%
Plumber	277	408	424	408	560	600	446	117%
Power Lineman	52	79	112	144	137	137	110	163%
Power System Electrician	39	33	32	35	41	51	39	31%
Recreation Vehicle Service Technician	20	28	31	30	40	39	31	95%
Refrigeration and Air Conditioning Mechanic	75	92	84	75	99	124	92	65%
Rig Technician (Note 2)	1,363	1,413	807	151	189	159	680	-88%
Roofer	12	19	24	12	37	22	21	83%
Sawfiler	7	3	1	2	1	4	3	-43%
Sheet Metal Worker	112	90	88	98	144	128	110	14%
Sprinkler Systems Installer	34	24	32	28	50	69	40	103%
Steamfitter-Pipefitter	968	490	507	789	691	517	660	-47%
Structural Steel and Plate Fitter	18	26	26	30	25	13	23	-28%
Tilesetter	5	6	2	2	8	7	5	40%
Tool and Die Maker (Note 3)	0	0	0	0	0	1	0	N/A
Transport Refrigeration Technician	9	6	4	9	6	8	7	-11%
Water Well Driller	12	8	8	6	6	12	9	0%
Welder	892	1,179	1,356	1,552	1,613	1,098	1,282	23%
Total - Trades	8,797	9,066	8,937	8,699	10,252	9,758	9,252	11%

(continued)

Table 6 (continued)

Total Number of Completed Apprentices and Individuals Issued Occupation and Qualification Certificates (Totals, Averages and Percent Changes) by Trade, 2006 - 2011*

TRADE/OCCUPATION	2006	2007	2008	2009	2010	2011	2006-11 Average	2006-11 % Change
Construction Craft Labourer	38	15	26	41	57	25	34	-34%
Field Heat Treatment Technician	N/A	N/A	1	23	12	23	N/A	N/A
Gas Utility Operator	2	5	8	9	14	5	7	150%
Industrial Construction Crew Supervisor	N/A	N/A	2	47	48	55	N/A	N/A
Oil and Gas Transportation Services	1	16	16	5	0	0	6	-100%
Residential Construction Site Manager (Note 4)	N/A	N/A	N/A	N/A	N/A	0	N/A	N/A
Snubbing Services	N/A	27	11	14	4	10	N/A	N/A
Steel Detailer	3	10	2	9	3	13	7	333%
Warehousing (Note 5)	13	32	13	11	13	N/A	N/A	N/A
Well Testing Services Supervisor	6	9	35	18	2	15	14	150%
Total - Occupations	63	114	114	177	153	146	128	132%
TOTAL	8,860	9,180	9,051	8,876	10,405	9,904	9,379	12%

Source: Alberta Advanced Education and Technology

* Individuals issued more than one certificate in each year are counted here only once.

N/A = Not Applicable. Data does not exist in one or more of the specified years.

Note 1: The designation of the trade of electronic technician was rescinded effective September 1, 2007.

Note 2: Natural gas compression technician became a designated trade on September 1, 2011.

Note 3: Effective April 1, 2011, the designation of the trade of tool and die maker is rescinded. As of May 1, 2009, contracts of apprenticeship were no longer accepted for registration.

Note 4: Residential construction site manager became a designated occupation on September 30, 2011.

Note 5: The warehousing occupation merged with the parts technician trade on May 1, 2008. Individuals registered in the warehousing occupation on that date had the option to complete their existing warehousing training and become certified prior to May 1, 2010.

Table 7

Technical Training Attendance by Institution and School Year, 2006/07 - 2011/12*

INSTITUTION	2006/07	2007/08	2008/09	2009/10	2010/11	2011/12*	2006/07 - 2011/12 Average	2006/07 - 2011/12 % Change
Delmar College of Hair Design (Note 1)	106	118	128	124	113	114	117	8%
Eveline Charles Academy (Notes 1 & 2)	N/A	N/A	N/A	113	117	51	N/A	N/A
Grande Prairie Regional College (Note 3)	1,061	1,337	1,407	1,201	1,088	1,008	1,184	-5%
Keyano College	606	723	881	867	807	771	776	27%
Lakeland College	884	1,175	1,166	1,002	919	948	1,016	7%
Lethbridge College	878	1,073	1,123	917	811	773	929	-12%
Marvel College (Note 2)	93	105	109	6	N/A	N/A	N/A	N/A
Medicine Hat College	591	565	606	576	561	557	576	-6%
Northern Alberta Institute of Technology (Note 3)	11,645	13,224	14,073	13,508	12,483	11,512	12,741	-1%
Northern Lakes College	60	109	140	148	186	166	135	177%
Olds College	281	367	362	336	311	300	326	7%
Portage College	126	151	143	130	102	128	130	2%
Red Deer College	2,750	3,238	3,343	2,914	2,457	2,261	2,827	-18%
Southern Alberta Institute of Technology	8,029	9,503	10,334	8,835	7,668	6,976	8,558	-13%
Other Training Providers (Note 4)	320	357	216	283	419	200	299	-38%
TOTAL	27,430	32,045	34,031	30,960	28,042	25,765	30,502	-6%

Source: Alberta Advanced Education and Technology

* These statistics cover the school year from August 1 to July 31 for each year represented, with the exception of the 2011/2012 school year. The data for this year is the attendance as of the date of printing (March 2012).

- Note 1: Delmar College and Eveline Charles Academy provide technical training for hairstylists. The hairstylist trade has a two-year apprenticeship program.
 Note 2: Eveline Charles Academy won the bid to provide hairstylist training in the northern part of the province as of August 1, 2009, replacing Marvel College.
 Note 3: Effective August 1, 2009, Grande Prairie Regional College assumed responsibility from NAIT for NAIT's Fairview campus and Grande Prairie campus.
 Note 4: 'Other' training providers may not provide apprenticeship technical training every year. Other training providers include:
 ATCO Electric - is accredited to provide technical training for its powerline technician apprentices.
 British Columbia Institute of Technology - provided sawfiler training.
 Crane Safety Ltd. - trains only crane and hoisting equipment operator - wellhead boom truck, which is a one-year apprenticeship program.
 Enform - (previously Petroleum Industry Training Service) trains only crane and hoisting equipment operator - wellhead boom truck, which is a one-year apprenticeship program.
 FortisAlberta Inc. - (previously Aquila Networks Canada, Utilicorp Networks Canada and Trans Alta Utilities) is accredited to provide technical training for its powerline technician apprentices.

Table 8

Total Number of Apprentices by Trade and Period (or Year) of Training, 2011*

TRADE	1st Period	2nd Period	3rd Period	4th Period	No TT Required (Note 1)	Total Apprentices
Agricultural Equipment Technician	73	29	29	23	22	176
Appliance Service Technician	44	18	18	N/A	9	89
Auto Body Technician	247	369	69	7	32	724
Automotive Service Technician	1,008	582	591	640	163	2,984
Baker	68	40	27	N/A	40	175
Boilermaker	89	228	117	N/A	6	440
Bricklayer	45	81	73	N/A	18	217
Cabinetmaker	115	82	50	80	24	351
Carpenter	1,415	748	753	837	170	3,923
Communication Technician	69	45	54	96	41	305
Concrete Finisher	44	1	0	N/A	17	62
Cook	407	198	182	N/A	198	985
Crane and Hoisting Equipment Operator	1,916		290	N/A	192	2,398
Electric Motor Systems Technician	23	12	4	26	4	69
Electrician	2,823	2,283	1,733	2,491	493	9,823
Elevator Constructor	0	0	1	99	116	216
Floorcovering Installer	47	15	N/A	N/A	1	63
Gasfitter	126	110	121	N/A	27	384
Glazier	125	72	78	62	14	351
Hairstylist	632	468	N/A	N/A	1,265	2,365
Heavy Equipment Technician	1,850	871	980	682	329	4,712
Instrument Technician	601	272	276	302	247	1,698
Insulator	481	124	192	0	41	838
Ironworker	507	195	115	20	29	866
Ironworker - Metal Building Systems Erector	42	15	N/A	N/A	4	61
Landscape Gardener	75	31	21	40	14	181
Lather-Interior Systems Mechanic	35	17	34	N/A	3	89
Locksmith	39	13	19	3	2	76
Machinist	201	120	143	135	41	640
Millwright	571	329	314	365	93	1,672
Motorcycle Mechanic	66	32	31	60	8	197
Natural Gas Compression Technician (Note 2)	2	0	0	0	0	2
Outdoor Power Equipment Technician	41	18	30	0	9	98
Painter and Decorator	59	29	21	N/A	4	113
Parts Technician	353	264	204	N/A	25	846
Plumber	918	802	855	724	203	3,502
Powerline Technician	240	130	133	0	115	618
Power System Electrician	37	22	137	98	35	329
Recreation Vehicle Service Technician	50	25	32	N/A	9	116
Refrigeration and Air Conditioning Mechanic	188	219	147	137	40	731
Rig Technician	1,341	819	491	N/A	68	2,719
Roofer	98	50	30	0	13	191
Sawfiler	2	0	3	0	0	5
Sheet Metal Worker	442	305	271	262	43	1,323
Sprinkler Systems Installer	92	63	82	0	64	301
Steamfitter-Pipefitter	1,448	856	711	N/A	135	3,150
Structural Steel and Plate Fitter	72	48	15	N/A	4	139
Tilesetter	14	6	0	N/A	10	30
Tool and Die Maker (Note 3)	0	0	0	0	0	0
Transport Refrigeration Technician	4	9	4	N/A	10	27
Water Well Driller	19	14	N/A	N/A	7	40
Welder	2,583	1,250	1,457	N/A	304	5,594
TOTAL	21,787	12,329	10,938	7,189	4,761	57,004

Source: Alberta Advanced Education and Technology

* These statistics are as of December 31, 2011.

N/A = Not all trades have four periods. The N/As indicate where there is no period in that trade.

Note 1: 'No TT Required' refers to those apprentices who have completed, or who have been granted credit for, all technical training (TT) requirements in their apprenticeship program. Industry examination and/or work experience/on-the-job training requirements for the trade have yet to be successfully completed.

Note 2: Natural gas compression technician became a designated trade on September 1, 2011.

Note 3: Effective April 1, 2011, the designation of the trade of tool and die maker is rescinded. As of May 1, 2009, contracts of apprenticeship were no longer accepted for registration.

Table 9

Number of Apprentices Registered, Certified and Attending Technical Training by Apprenticeship and Industry Training Office Locations, 2011*

	Total Apprentices Registered	New Apprentices Registered	Apprentices Certified	Technical Training Attendance**
Calgary	12,941	3,750	2,414	6,738
Lethbridge	1,984	634	360	1,020
Medicine Hat	1,518	530	250	643
Red Deer	4,754	1,730	724	1,921
Total - South Region	21,197	6,644	3,748	10,322
Bonnyville	1,319	505	187	565
Edmonton	23,764	6,654	3,549	11,115
Fort McMurray	2,965	923	406	1,338
Grande Prairie	2,659	1,000	456	1,109
Hinton	1,125	453	227	480
Peace River	741	256	126	329
Slave Lake	809	248	141	410
Vermilion	1,378	527	210	712
Total - North Region	34,760	10,566	5,302	16,058
Total - Regions	55,957	17,210	9,050	26,380
Interprovincial - Training Only (Note 1)	895	155	N/A	325
Interprovincial/International - Training and Certification (Note 2)	152	6	10	51
Total - Other	1,047	161	10	376
TOTAL	57,004	17,371	9,060	26,756

(Note 3)

Source: Alberta Advanced Education and Technology

* This table represents statistics covering the January to December 2011 calendar year. Technical training in Table 7 is reported as school year.

For this table only, the technical training statistics cover the calendar year for comparability within this table.

** Attendance reflects the number of technical training seats occupied.

- Note 1: Alberta provides training for apprentices from other Canadian provinces and territories where the trade is designated but the jurisdictions are unable to provide technical training due to small apprentice registration numbers. Alberta does not issue these individuals a certificate. They are not counted in Table 5 under Completed Apprentices.
- Note 2: Alberta registers apprentices and provides technical training to people from jurisdictions where no apprenticeship program exists. Alberta issues a certificate on completion of the program.
- Note 3: Not all apprentices attend technical training in any given year. The reasons for not attending may include:
- Apprentices do not normally attend technical training until they have had at least eight to 10 months of on-the-job training with their employer.
 - Some apprentices are graduates of accredited post-secondary technical programs or have completed an apprenticeship program in another trade and have received credit for their technical training.
 - Some have successfully completed all of the technical training and have only the required on-the-job training to complete before being eligible to be certified.
 - Some prefer to obtain the study material (ILMs – individual learning modules) and learn at their own pace, and then challenge the industry exam.
 - Some are in the Registered Apprenticeship Program (RAP) and attending high school and are not able to attend technical training.

Table 10

Meetings of the Trade, Occupation and Provisional Committees, 2011*

Trade/Occupation	Provincial Apprenticeship Committees, Occupation Committees, Provisional Committees			Local Apprenticeship Committees	All Committees
	Full Committee Meetings	Sub-Committee Meetings	Sub-Total	Sub-Total	TOTAL
Agricultural Equipment Technician	1	0	1	N/A	1
Appliance Service Technician	0	3	3	0	3
Auto Body Technician	1	1	2	2	4
Automotive Service Technician	1	2	3	1	4
Baker	0	6	6	0	6
Boilermaker	0	1	1	N/A	1
Bricklayer	1	4	5	2	7
Cabinetmaker	1	2	3	1	4
Carpenter	1	0	1	8	9
Communication Technician	1	4	5	0	5
Concrete Finisher	0	0	0	N/A	0
Cook	0	2	2	2	4
Crane and Hoisting Equipment Operator	1	3	4	2	6
Electric Motor Systems Technician	0	1	1	0	1
Electrician	2	6	8	7	15
Elevator Constructor	0	1	1	N/A	1
Floorcovering Installer	1	4	5	N/A	5
Gasfitter	0	0	0	0	0
Glazier	0	0	0	1	1
Hairstylist	0	3	3	3	6
Heavy Equipment Technician	1	5	6	5	11
Instrument Technician	2	5	7	0	7
Insulator	0	2	2	N/A	2
Ironworker	1	3	4	N/A	4
Landscape Gardener	1	6	7	1	8
Lather-Interior Systems Mechanic	0	1	1	N/A	1
Locksmith	0	0	0	0	0
Machinist	1	0	1	2	3
Millwright	0	2	2	2	4
Motorcycle Mechanic	1	6	7	0	7
Natural Gas Compression Technician	0	0	0	N/A	0
Outdoor Power Equipment Technician	1	4	5	0	5
Painter and Decorator	0	1	1	0	1
Parts Technician	1	2	3	2	5
Plumber	0	0	0	2	2
Powerline Technician	0	2	2	0	2
Power System Electrician	0	3	3	N/A	3
Recreation Vehicle Service Technician	0	0	0	2	2
Refrigeration and Air Conditioning Mechanic	2	8	10	1	11
Rig Technician	1	1	2	N/A	2
Roofer	1	6	7	N/A	7
Sawfiler	1	0	1	N/A	1
Sheet Metal Worker	1	10	11	4	15
Sprinkler Systems Installer	0	2	2	0	2
Steamfitter- Pipefitter	0	2	2	0	2
Structural Steel and Plate Fitter	0	1	1	N/A	1
Tilesetter	2	2	4	1	5
Tool and Die Maker	1	4	5	N/A	5
Transport Refrigeration Technician	0	0	0	N/A	0
Water Well Driller	1	0	1	N/A	1
Welder	0	1	1	1	2
Total - All Trade Committees	30	122	152	52	204

(continued)

Table 10 (continued)

Meetings of the Trade, Occupation and Provisional Committees, 2011*

Trade/Occupation	Provincial Apprenticeship Committees, Occupation Committees, Provisional Committees			Local Apprenticeship Committees	All Committees
	Full Committee Meetings	Sub-Committee Meetings	Sub-Total	Sub-Total	TOTAL
Construction Craft Labourer	0	0	0	N/A	0
Field Heat Treatment Technician	1	1	2	N/A	2
Gas Utility Operator	1	1	2	N/A	2
Industrial Construction Crew Supervisor	1	1	2	N/A	2
Oil and Gas Transportation Services (Note 2)	1	0	1	N/A	1
Residential Construction Site Manager	0	3	3	N/A	3
Snubbing Services (Note 2)	1	0	1	N/A	1
Steel Detailer	1	3	4	N/A	4
Well Testing Services Supervisor (Note 2)	1	0	1	N/A	1
Total - All Occupation Committees	7	9	16	N/A	16
Cathodic Protection	2	0	2	N/A	2
Fireproofing	0	0	0	N/A	0
Natural Gas Compression Technician	1	0	1	N/A	1
Overhead Door Technician	1	0	1	N/A	1
Railway Car Technician	0	0	0	N/A	0
Residential Site Manager	2	0	2	N/A	2
Slickline Operator (Note 2)	1	0	1	N/A	1
Total - All Provisional Committees	7	0	7	N/A	7
Total - All Trade, Occupation and Provisional Committees	44	131 (Note 1 & 2)	170 (Note 1 & 2)	52	227

Source: Alberta Advanced Education and Technology

* The meetings counted in this table are in-person meetings only. Many committees also conduct meetings on a single item or through ballots, faxes or phone conversations. These are not included in this table.

N/A: Not applicable refers to trades where local apprenticeship committees do not exist. Designated occupations do not have local committees.

Note 1: Subcommittees of the Powerline Technician Provincial Apprenticeship Committee and Power System Electrician Provincial Apprenticeship Committee held two joint meetings in 2011. Both joint subcommittee meetings are counted in the totals for each provincial apprenticeship committee but are only counted once in the subcommittee total.

Note 2: The Petroleum Competency Program Steering Committee serves as the industry committee for the oil and gas transportation services, snubbing services and well testing services supervisor designated occupations. It also serves as the provisional committee for slickline operator. In 2012, the Steering Committee met once. That meeting is counted for each of the occupations they represent but is only counted once in the total.

Table 11

Number of Participants in the Registered Apprenticeship Program (RAP) by Trade as of December 31, 2011

Trade	High School	Full Time	Certified (Note 1)
Agricultural Equipment Technician	21	46	28
Appliance Service Technician	2	2	3
Auto Body Technician	47	93	69
Automotive Service Technician	129	333	304
Baker	10	8	8
Boilermaker	1	1	0
Bricklayer	6	10	10
Cabinetmaker	29	51	29
Carpenter	94	283	171
Communication Technician	3	4	1
Concrete Finisher	5	6	4
Cook	53	91	54
Crane and Hoisting Equipment Operator	6	9	13
Electric Motor Systems Technician	0	0	1
Electrician	114	397	339
Elevator Constructor	1	0	0
Floorcovering Installer	3	5	3
Gasfitter	4	5	2
Glazier	8	8	6
Hairstylist	87	226	390
Heavy Equipment Technician	208	395	348
Instrument Technician	26	79	62
Insulator	2	3	1
Ironworker	2	4	1
Ironworker - Metal Building Systems Erector	1	2	0
Landscape Gardener	6	10	5
Lather-Interior Systems Mechanic	6	1	1
Locksmith	3	5	2
Machinist	21	34	50
Millwright	34	94	80
Motorcycle Mechanic	19	18	21
Natural Gas Compression Technician (Note 2)	0	0	N/A
Outdoor Power Equipment Technician	13	10	3
Painter and Decorator	7	2	5
Parts Technician	20	51	54
Plumber	50	141	86
Power Lineman	11	12	12
Power System Electrician	0	0	0
Recreational Vehicle Service Technician	4	1	4
Refrigeration and Air Conditioning Mechanic	6	15	19
Rig Technician	0	0	0
Roofer	1	0	4
Sawfiler	0	0	0
Sheet Metal Worker	7	39	11
Sprinkler Systems Installer	2	6	6
Steamfitter-Pipefitter	18	42	43
Structural Steel and Plate Fitter	2	2	8
Tilesetter	2	2	3
Tool and Die Maker (Note 3)	N/A	0	0
Transport Refrigeration Mechanic	0	1	2
Water Well Driller	1	3	2
Welder	200	367	664
TOTAL	1,295	2,917	2,932 (Note 1)

Source: Alberta Advanced Education and Technology

High School = RAP participants currently in high school.
 Full Time = RAP participants who have completed high school and are now full time apprentices.
 Certified = RAP participants who have completed their apprenticeship program and are now certified tradespeople.

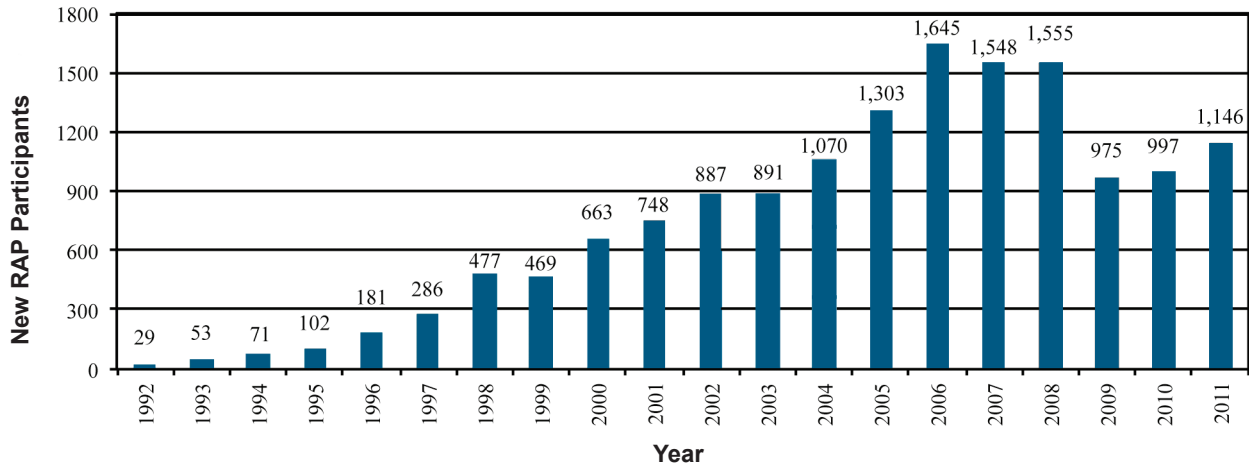
Note 1: Total number of RAP participants certified since inception of program.

Note 2: Natural gas compression technician became a designated trade on September 1, 2011.

Note 3: Effective April 1, 2011, the designation of the trade of tool and die maker is rescinded. As of May 1, 2009, contracts of apprenticeship were no longer accepted for registration.

Chart 4

Number of New Registrants in the Registered Apprenticeship Program (RAP) by Year, 1992 - 2011

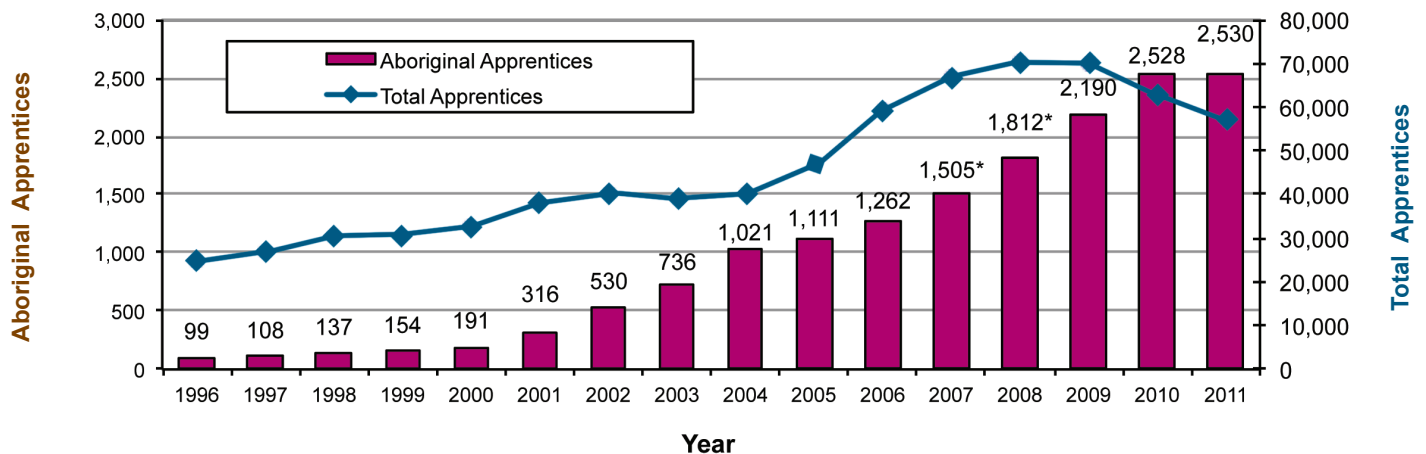


Source: Alberta Advanced Education and Technology

* This graph represents statistics covering a series of calendar years (January to December).

Chart 5

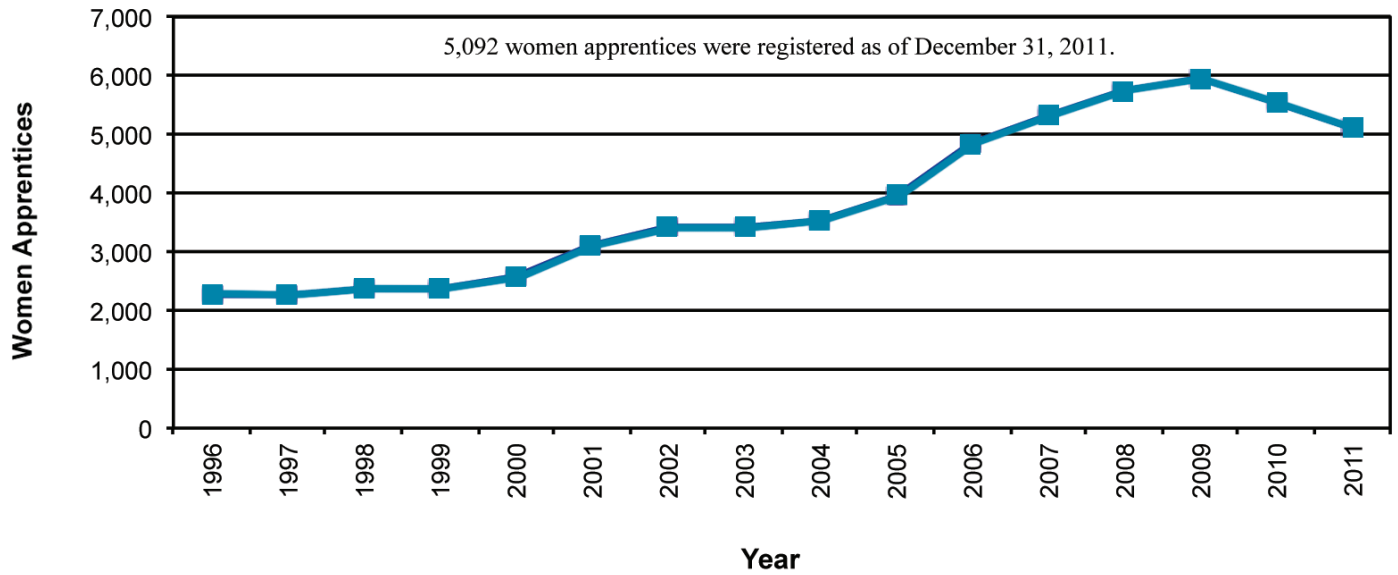
Total and Aboriginal Apprentices Registered, 1996 - 2011



Source: Alberta Advanced Education and Technology

* In 2007 and 2008, the statistical methodology changed, therefore, the numbers in those two years cannot be compared to those of previous years.

Total Number of Women Apprentices Registered, 1996 - 2011 - All Trades*



Source: Alberta Advanced Education and Technology

* This graph represent statistics covering calendar years (January to December).

Table 12

Number of Apprentices Registered - Total, Aboriginal and Women, 2011*

Trade	Total Apprentices Registered	Aboriginal Apprentices Registered	Women Apprentices Registered
Agricultural Equipment Technician	176	3	2
Appliance Service Technician	89	1	2
Auto Body Technician	724	22	42
Automotive Service Technician	2,984	98	81
Baker	175	3	120
Boilermaker	440	30	21
Bricklayer	217	5	5
Cabinetmaker	351	5	52
Carpenter	3,923	319	195
Communication Technician	305	5	11
Concrete Finisher	62	9	4
Cook	985	36	296
Crane and Hoisting Equipment Operator	2,398	105	37
Electric Motor Systems Technician	69	1	0
Electrician	9,823	290	525
Elevator Constructor	216	3	2
Floorcovering Installer	63	1	4
Gasfitter	384	10	9
Glazier	351	10	12
Hairstylist	2,365	109	2,153
Heavy Equipment Technician	4,712	200	85
Instrument Technician	1,698	73	94
Insulator	838	56	141
Ironworker	866	107	33
Ironworker - Metal Building Systems Erector	61	8	0
Landscape Gardener	181	6	76
Lather-Interior Systems Mechanic	89	8	1
Locksmith	76	0	6
Machinist	640	9	17
Millwright	1,672	66	37
Motorcycle Mechanic	197	10	8
Natural Gas Compression Technician (Note 1)	2	0	0
Outdoor Power Equipment Technician	98	2	1
Painter and Decorator	113	5	26
Parts Technician	846	21	275
Plumber	3,502	134	106
Powerline Technician	618	38	10
Power System Electrician	329	5	10
Recreation Vehicle Service Technician	116	2	5
Refrigeration and Air Conditioning Mechanic	731	12	12
Rig Technician (Note 2)	2,719	106	3
Roofer	191	9	2
Sawfiler	5	0	1
Sheet Metal Worker	1,323	37	53
Sprinkler Systems Installer	301	9	9
Steamfitter-Pipefitter	3,150	186	152
Structural Steel and Plate Fitter	139	5	10
Tilesetter	30	1	4
Tool and Die Maker	N/A	0	2
Transport Refrigeration Technician (Note 3)	27	0	0
Water Well Driller	40	1	1
Welder	5,594	349	339
Total - Trades	57,004	2,530 (Note 4)	5,092

Source: Alberta Advanced Education and Technology

* Total number of apprentices registered as of December 31. Apprentices may be registered in more than one trade or branch of a trade within the same year, but are counted here only once.

Note 1: Natural gas compression technician became a designated trade on September 1, 2011.

Note 2: Approximately 885 of the rig technician apprentices are from Canadian jurisdictions other than Alberta.

Note 3: Effective April 1, 2011, the designation of the trade of tool and die maker is rescinded. As of May 1, 2009, contracts of apprenticeship were no longer accepted for registration.

Note 4: Apprentices choose whether or not to disclose their Aboriginal heritage when registering. The total number of Aboriginal apprentices reflected here indicates those who disclosed their Aboriginal heritage. There may be additional apprentices with Aboriginal heritage registered who did not disclose that information.