



Apprenticeship and Industry Training
Statistical Profiles 2018

ISBN 978-1-4601-4304-9

© 2019 Government of Alberta
Created by: Alberta Advanced Education
Last updated: May, 2019

This document is made available under the Open Government License - Alberta
(<https://open.alberta.ca/licence>)

This document is available online at: <https://open.alberta.ca/publications/9781460138151>

APPRENTICESHIP AT A GLANCE

- Alberta's apprenticeship system is agile, responsive, and facilitates innovative pathways for post-secondary learners to successfully become members of an educated and professional workforce.
- Apprenticeship is a multi-pathway post-secondary program that intersperses classroom instruction with on-the-job learning through mentorship.
- Alberta's apprenticeship education is designed to develop highly knowledgeable and skilled individuals in-line with the needs of the labour market and industry.
- Collaboration and partnerships among government, industry and post-secondary institutions help ensure that apprenticeship education is responsive to the needs of apprentices, industry and the economy.
- Approximately 80 per cent of an apprentice's education is completed on the job and is provided through the employer under the guidance of a qualified individual. The other 20 per cent is completed through classroom instruction provided at, or through, a public post-secondary institution.
- The classroom instruction is most often delivered through 'block release', where the apprentice spends a block of time, generally eight weeks per year, in class. Classroom instruction may also be offered in other formats for some apprenticeship programs such as competency-based apprenticeship training (CBAT), distance delivery, weekly apprenticeship training system (WATS), mobile delivery, and blended learning.
- Most apprenticeship programs are three to four years in length.
- While many Albertans begin an apprenticeship through employment, various alternative pathways are also available:
 - High school students can register through the Registered Apprenticeship Program (RAP). In RAP, they obtain on-the-job learning and work experience as credit toward both an apprenticeship program and a high school diploma while earning an income.
 - High school students can also participate in apprenticeship education through the 19 different Career and Technology Studies (CTS) Pathways to Apprenticeship programs which include first period in-class curriculum. CTS students can receive advanced standing should they choose to continue with a formal apprenticeship program after high school.
 - Many post-secondary institutions, as well as some community organizations and unions, provide apprenticeship preparatory programs for adult Albertans. Some programs provide foundational academic and workplace essential skills and focus on improving employability, while others include first period in-class curriculum.
- Alberta is participating in the Harmonization Initiative and is part of the Apprentice Mobility Protocol which works to ensure that no Albertan faces mobility barriers to progressing in and completing an apprenticeship program.

Financial Support for Apprentices

- Apprentices can access a variety of financial supports including loans, grants, scholarships and awards, including the Apprentice Training Award.
- Apprentices can apply for Alberta student loans and grants through Alberta Student Aid. Loans are also available through the Canada Apprentice Loan for apprentices registered in Red Seal apprenticeship programs.
- Most apprentices are eligible for employment insurance while attending classroom instruction.
- A number of scholarships are also available to reward excellence. In 2018, approximately 630 Alberta apprentices received scholarships, including high school students participating in RAP, through the Alberta Apprenticeship and Industry Training Board Family of Scholarships.



Alberta's Network of Industry Committees

- Apprenticeship education in Alberta relies on an extensive network of approximately 160 committees and more than 700 individual industry representatives from grassroots industry through to the Alberta Apprenticeship and Industry Training Board.
- The role of the committees includes recommending standards for skills and competencies, establishing classroom instruction course outlines, and recognizing related program credentials.
- Committee members surveyed in 2018 agreed or strongly agreed (86%) that their committee's work was contributing to positive change in their trade/occupation.

For more information on apprenticeship education in Alberta, go to tradesecrets.alberta.ca.

APPRENTICESHIP STATISTICS AT A GLANCE - 2018

As of December 31, 2018...



- there were more than 48,200 registered apprentices
 - 4,900 were women
 - more than 2,600 self-identified as Indigenous
- approximately 960 high school students were registered in the Registered Apprenticeship Program (RAP), and were employed at more than 600 employer sites.
- more than 2,300 apprentices who started RAP in high school were continuing in a regular apprenticeship program.
- 80% of apprentices were registered in 13 programs.

In 2018...

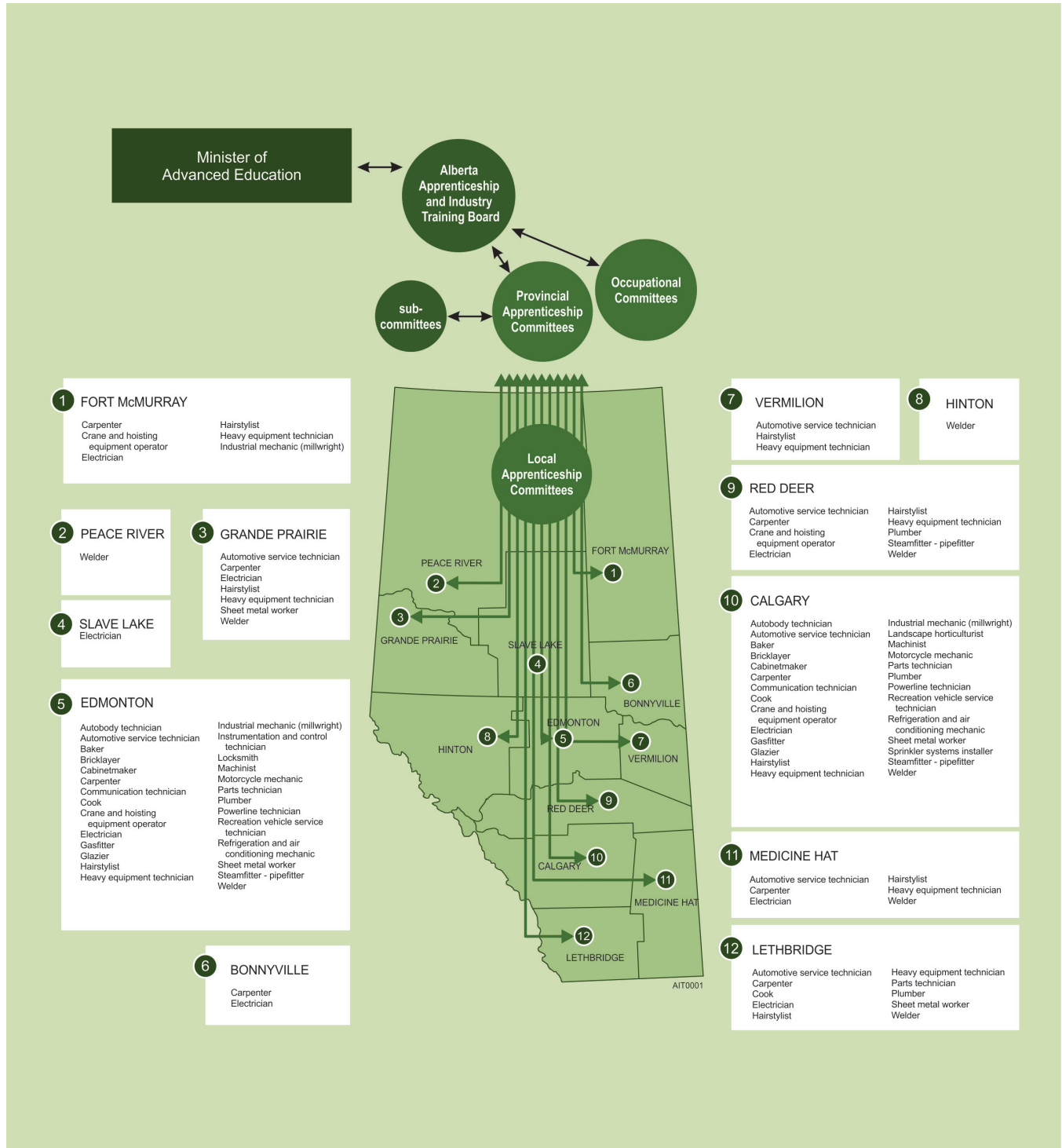
- more than 13,700 new apprentices registered.
- apprentices were learning at more than 10,100 employer sites around Alberta.
- approximately 9,300 individuals completed their programs. (This includes completed apprentices and individuals issued occupation and qualification certificates).
- Alberta Advanced Education staff connected with more than 9,500 employer shops to promote apprenticeship programs, and work with employers and apprentices to ensure the successful completion of apprenticeship education.

Other Interesting Facts...

- More than 5,400 individuals who began their apprenticeship through RAP have gone on to complete their program.
- While Alberta has 12 per cent of Canada's labour force, our province has approximately 18 per cent of the country's apprentices, and the most Red Seal endorsements of any jurisdiction in Canada.
- Alberta welcomes tradespeople from other jurisdictions and recognizes all Canadian apprenticeship certificates.
- The majority of 2016/2017 graduates in Alberta who participated in the most recent apprenticeship graduate survey expressed satisfaction with:
 - the overall quality of on-the-job training (89%);
 - the overall quality of their technical training (93%); and
 - their experience with the apprenticeship program – 90% would still have chosen to become an apprentice.
- According to a 2017 survey of employers, overall satisfaction with Alberta's apprenticeship and trade certification system remains high with 90 per cent of respondents expressing satisfaction with the system.
- The majority of employers who participated in the 2017 employer survey expressed satisfaction with:
 - the skills of certified journeypersons (97%);
 - apprenticeship technical training (87%); and
 - the effectiveness of on-the-job training (95%).



STRUCTURE AND ORGANIZATION OF APPRENTICESHIP EDUCATION IN ALBERTA



2018 TABLES AND CHARTS

Total and New Apprentices Registered and Provincial Labour Force Statistics by Year (Table 1)	1
Alberta Unemployment Rates and Total and New Apprentices Registered by Year (Chart 1)	1
Total Number of Apprentices Registered by Apprenticeship Program (Table 2)	2
New Apprentices Registered by Apprenticeship Program (Table 3)	4
Total Number of Apprentices Registered by Year (Chart 2)	6
Age of Alberta Apprentices on Date of Registration in First Apprenticeship Program, 2018 (Chart 3)	6
Total Apprentices by Employer Size (Chart 4)	7
Total Number of Individuals Certified by Program, 2018 (Table 4)	7
Completed Apprentices Combined with Individuals Issued Qualification Certificates, and Individuals Issued Occupation Certificates by Program (Table 5)	10
Apprentice Completion Rate by Year (Chart 5)	13
Classroom Instruction Attendance by Institution and School Year (Table 6)	14
Total Number of Apprentices Registered by Apprenticeship Program and Period (or Year) of Classroom Instruction, 2018 (Table 7)	15
Number of Apprentices Registered, Certified and Attending Classroom Instruction by Apprenticeship and Industry Training Office, 2018 (Table 8)	17
Number of Committee Meetings by Program and Year (Table 9)	18
Number of Participants in the Registered Apprenticeship Program (RAP) by Apprenticeship Program, 2018 (Table 10)	20
Number of New Registrants in the Registered Apprenticeship Program (RAP) by Year (Chart 6)	22
Total Number of Individuals Awarded Scholarships by Year (Chart 7)	22
Number of Apprentices Registered by Apprenticeship Program – Total, Indigenous and Women, 2018 (Table 11)	23
Total, Women and Indigenous Apprentices Registered by Year (Chart 8)	25
Per Cent Change of Indigenous Apprentices Registered by Apprenticeship Program Between 2013 and 2018 (Chart 9)	26
Total Number of Women Apprentices Registered by Year (Chart 10)	27
Per Cent Change of Women Apprentices Registered by Apprenticeship Program Between 2013 and 2018 (Chart 11)	28
Apprentice Graduate Satisfaction with Apprenticeship System (Chart 12)	29
Employer Satisfaction with Apprenticeship System (Chart 13)	29

TABLE 1

Part A: Total and New Apprentices Registered by Year

	2013	2014	2015	2016	2017	2018
Total Apprentices Registered (all trades)	65,880	70,733	67,955	58,337	50,611	48,206
New Apprentices Registered (all trades)	22,129	23,900	17,227	13,004	12,637	13,760

Source: Alberta Advanced Education

Total Apprentices Registered: Total number registered as of December 31, 2018. Apprentices may be registered in more than one apprenticeship program or branch of a program within the same year but are counted here only once.

New Apprentices Registered: All apprentices registering during a single calendar year. The number includes those who are returning to do an additional apprenticeship program after completing one or more apprenticeship programs in previous years, or continuing in a different apprenticeship program for which they registered in a previous year. Apprentices who registered in more than one apprenticeship program or branch of a program within a specific year, or who changed from one branch to another branch within the same program on the same day, are counted only once. The number does not include reinstated apprentices (unless reinstated in the same year).

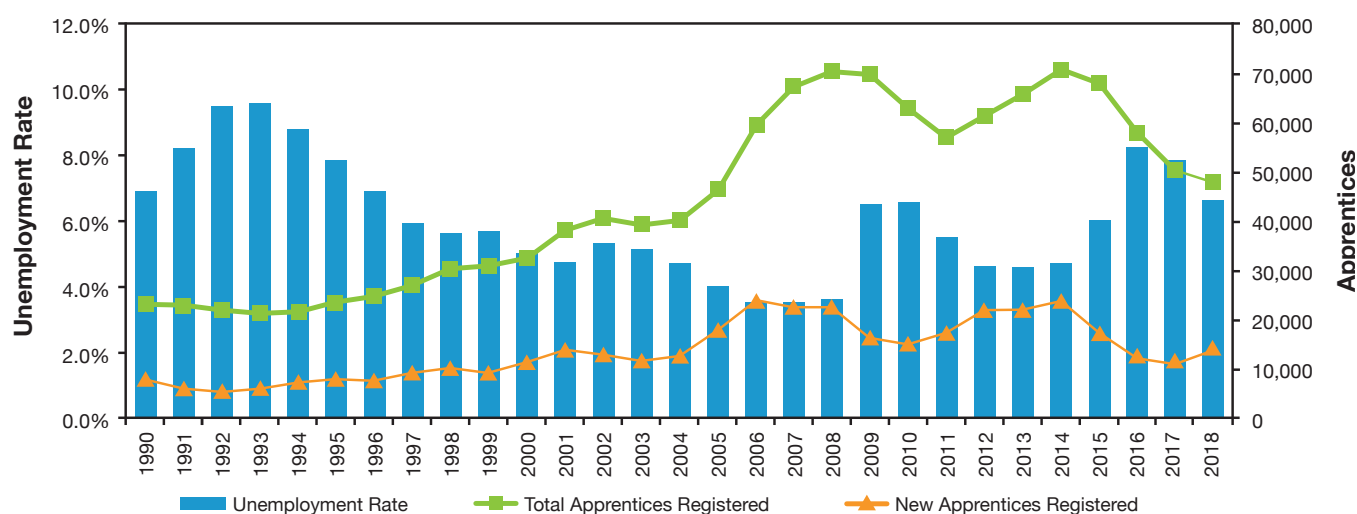
Part B: Provincial Labour Force Statistics by Year

	2013	2014	2015	2016	2017	2018
Labour Force	2,333,108	2,386,250	2,449,167	2,464,600	2,481,660	2,494,810
Employed	2,226,200	2,274,600	2,301,100	2,263,800	2,286,900	2,330,710
Unemployed	106,900	111,700	148,100	200,800	194,800	164,130
Unemployment Rate (%)	4.6%	4.7%	6.0%	8.2%	7.9%	6.6%

Source: Alberta Labour

CHART 1

Alberta Unemployment Rates and Total and New Apprentices Registered by Year



Source: Alberta Advanced Education and Alberta Labour

TABLE 2

Total Number of Apprentices Registered by Apprenticeship Program¹

APPRENTICESHIP PROGRAM	2013	2014	2015	2016	2017	2018	2017-18 % change
Agricultural Equipment Technician ■	203	195	199	164	161	170	6%
Appliance Service Technician	76	75	75	75	73	77	5%
Appliance Service Technician • ■	64	64	68	70	66	70	6%
Commercial Appliance Service Technician •	12	11	7	5	7	7	0%
Auto Body Technician	664	696	661	665	636	669	5%
Auto Body Technician • ■	519	538	514	504	500	521	4%
Prepper •	13	12	20	24	19	27	42%
Refinisher • ■ (Note 1)	66	93	87	94	78	76	-3%
Repairer • (Note 1)	66	53	40	43	39	45	15%
Automotive Service Technician • ■	2,952	3,183	3,205	3,068	3,018	3,066	2%
Baker ■	180	203	174	177	183	187	2%
Boilermaker • ■	436	469	478	527	470	544	16%
Bricklayer ■	176	172	182	170	158	117	-26%
Cabinetmaker ■	277	279	258	257	263	261	-1%
Carpenter ■	3,448	3,525	3,374	3,104	2,799	2,670	-5%
Communication Technician	153	124	140	135	95	96	1%
Concrete Finisher ■	67	65	71	57	43	34	-21%
Cook ■	900	973	976	977	875	802	-8%
Crane and Hoisting Equipment Operator	3,263	3,249	3,017	2,354	1,892	1,944	3%
Boom Truck Operator •	1,029	1,071	1,014	827	614	609	-1%
Mobile Crane Operator • ■	1,005	1,070	1,042	804	586	519	-11%
Tower Crane Operator • ■	60	65	75	53	48	68	42%
Wellhead Boom Truck Operator •	1,169	1,043	886	670	644	748	16%
Electric Motor Systems Technician ■	65	43	34	35	33	44	33%
Electrician • ■	11,387	13,151	13,258	11,714	10,321	9,201	-11%
Elevator Constructor •	186	179	253	318	289	254	-12%
Floorcovering Installer ■	57	40	43	35	32	32	0%
Gasfitter	381	429	529	506	486	517	6%
Gasfitter A • ■	326	376	450	420	397	406	2%
Gasfitter B • ■	55	53	79	86	89	111	25%
Glazier	280	258	270	287	290	252	-13%
Glazier ■	276	254	268	287	290	252	-13%
Auto Glass Technician (Note 2)	4	4	2	0	N/A	N/A	N/A
Hairstylist • ■	2,359	2,324	2,222	2,218	2,241	2,248	0%
Heavy Equipment Technician	5,954	6,550	6,195	4,933	4,214	4,539	8%
Heavy Equipment Technician •	4,982	5,447	4,970	3,842	3,191	3,379	6%
Heavy Duty Equipment Mechanic (Off Road) • ■	335	374	443	387	361	412	14%
Transport Trailer Mechanic •	105	137	145	117	101	106	5%
Truck and Transport Mechanic • ■	532	592	637	587	561	642	14%
Industrial Mechanic (Millwright) ■	2,107	2,269	2,176	1,814	1,554	1,544	-1%
Instrumentation and Control Technician ■	1,943	2,157	1,956	1,580	1,429	1,349	-6%
Insulator (Heat and Frost)	726	800	786	756	826	823	0%
Ironworker	1,589	1,513	1,665	1,647	1,156	1,001	-13%
Ironworker • ■ (Note 3)	368	358	371	358	265	120	-55%
Metal Building Systems Erector •	111	112	91	77	56	65	16%
Ironworker (Reinforcing) • ■	268	313	337	270	316	444	41%
Ironworker (Structural/Ornamental) • ■	842	730	866	942	519	372	-28%

(continued)

TABLE 2 (continued)

Total Number of Apprentices Registered by Apprenticeship Program¹

APPRENTICESHIP PROGRAM	2013	2014	2015	2016	2017	2018	2017-18 % change
Landscape Horticulturist ■	160	147	147	155	147	141	-4%
Lather (Interior Systems Mechanic) ■	86	111	118	111	98	83	-15%
Locksmith	91	118	133	143	127	122	-4%
Machinist ■	852	841	753	529	367	425	16%
Metal Fabricator (Fitter) ■	157	136	129	99	76	64	-16%
Motorcycle Mechanic ● ■	216	208	203	186	148	141	-5%
Natural Gas Compression Technician	25	32	28	24	19	14	-26%
Outdoor Power Equipment Technician	75	67	58	63	61	54	-11%
Power	37	32	14	20	26	22	-15%
Recreational	38	35	44	43	35	32	-9%
Painter and Decorator ■	101	97	95	120	78	61	-22%
Parts Technician	1,127	1,193	1,128	953	793	798	1%
Parts Technician ■	1,000	1,064	1,010	852	722	736	2%
Materials Technician	127	129	118	101	71	62	-13%
Plumber ● ■ (Note 4)	3,397	3,800	4,047	3,775	3,330	3,150	-12%
Powerline Technician ■	733	891	882	672	528	448	-15%
Power System Electrician	444	484	455	260	197	160	-19%
Recreation Vehicle Service Technician ● ■	111	131	157	151	138	129	-7%
Refrigeration and Air Conditioning Mechanic ● ■	760	821	822	844	795	877	10%
Rig Technician ● ■	2,345	2,168	1,797	1,147	823	869	6%
Roofer ■	198	195	190	217	220	201	-9%
Sawfiler (Note 5)	0	N/A	N/A	NA	N/A	N/A	N/A
Sawfiler	0	N/A	N/A	NA	N/A	N/A	N/A
Circular Sawfiler	0	N/A	N/A	NA	N/A	N/A	N/A
Sheet Metal Worker ● ■	1,179	1,306	1,375	1,428	1,342	1,435	7%
Sprinkler Systems Installer ■	273	281	338	322	285	240	-16%
Steamfitter-Pipefitter ● ■	5,250	5,769	5,261	4,211	3,334	2,438	-27%
Tilesetter ■	22	20	20	11	11	5	-55%
Transport Refrigeration Technician	36	37	33	25	29	34	17%
Water Well Driller	48	46	45	34	26	20	-23%
Welder	8,365	8,913	7,544	5,284	4,102	3,856	-6%
Welder ● ■	8,317	8,840	7,490	5,248	4,072	3,803	-7%
Wire Processor ●	48	73	54	36	30	53	77%
Total	65,880	70,733	67,955	58,337	50,611	48,206	-5%

Source: Alberta Advanced Education

¹ Total number registered as of December 31, 2018. Apprentices may be registered in more than one apprenticeship program or branch of a program within the same year but are counted here only once. Apprentices registered and employed in another jurisdiction but taking classroom instruction only in Alberta are not included here.

- = Compulsory certification apprenticeship program
- = Red Seal apprenticeship program

N/A = Not Applicable. Data does not exist in the specified years.

- Note 1:** In 2018, 12 of the 76 individuals registered in the refinisher branch of the auto body technician apprenticeship program were also registered in the repairer branch of that program.
- Note 2:** Effective January 1, 2015, the designation of auto glass technician as a branch of the glazier apprenticeship program was rescinded. Apprentices registered in the program before that date could continue in the program until December 31, 2016.
- Note 3:** Effective September 1, 2017, the designation of the generalist branch of the ironworker apprenticeship program was rescinded. Apprentices registered in the program before that day can continue in the program until August 31, 2023.
- Note 4:** In previous Statistical Profiles, the plumber apprenticeship program data was divided by 'plumber & gasfitter B' and 'plumber' to distinguish between plumber apprentices who received their gasfitter B certification through their plumber apprenticeship program and those who had previously obtained their gasfitter B certification. Effective August 3, 2017, plumber will be reported as a single parent apprenticeship program in accordance with the Plumber Trade Regulation.
- Note 5:** Effective July 1, 2013, the designation of the sawfiler apprenticeship program was rescinded.

TABLE 3

New Apprentices Registered by Apprenticeship Program¹

APPRENTICESHIP PROGRAM	2013	2014	2015	2016	2017	2018	2017-18 % change
Agricultural Equipment Technician	59	50	57	33	47	68	45%
Appliance Service Technician	19	25	19	27	29	29	0%
Appliance Service Technician	16	22	18	26	24	25	4%
Commercial Appliance Service Technician	3	3	1	1	5	4	-20%
Auto Body Technician	196	250	176	208	183	215	17%
Auto Body Technician	157	199	133	144	138	162	17%
Prepper (Note 1)	10	11	14	16	9	16	78%
Refinisher (Note 1)	19	30	22	32	23	22	-4%
Repairer	10	10	7	16	13	15	15%
Automotive Service Technician	886	1,027	856	712	766	848	11%
Baker	64	69	62	57	68	61	-10%
Boilermaker	154	137	134	199	88	216	145%
Bricklayer	45	40	64	53	36	20	-44%
Cabinetmaker	73	103	71	80	90	80	-11%
Carpenter	1,026	1,134	935	758	758	745	-2%
Communication Technician	30	32	48	34	25	27	8%
Concrete Finisher	39	23	38	18	16	12	-25%
Cook	317	391	348	321	275	239	-13%
Crane and Hoisting Equipment Operator	1,330	1,223	763	489	629	604	-4%
Boom Truck Operator	419	433	266	160	206	169	-18%
Mobile Crane Operator	431	344	261	188	145	124	-14%
Tower Crane Operator	30	28	38	12	17	34	100%
Wellhead Boom Truck Operator	450	418	198	129	261	277	6%
Electric Motor Systems Technician	23	13	7	15	10	17	70%
Electrician	3,338	4,153	2,956	1,923	1,809	1,761	-3%
Elevator Constructor	59	40	89	96	28	14	-50%
Floorcovering Installer	30	16	19	10	9	15	67%
Gasfitter	151	200	230	182	183	180	-2%
Gasfitter A	128	165	180	141	135	130	-4%
Gasfitter B	23	35	50	41	48	50	4%
Glazier	72	81	84	87	93	63	-32%
Glazier	68	81	84	87	93	63	-32%
Auto Glass Technician (Note 2)	4	0	N/A	NA	N/A	N/A	N/A
Hairstylist	809	856	719	801	876	908	4%
Heavy Equipment Technician	1,835	2,081	1,305	849	1,116	1,508	35%
Heavy Equipment Technician	1,485	1,626	854	548	751	1,054	40%
Heavy Duty Equipment Mechanic (Off Road)	116	156	178	105	130	159	22%
Transport Trailer Mechanic	46	75	57	45	47	52	11%
Truck and Transport Mechanic	188	224	216	151	188	243	29%
Industrial Mechanic (Millwright)	670	636	450	337	377	481	28%
Instrumentation and Control Technician	684	738	418	354	391	410	5%
Insulator (Heat and Frost)	266	373	252	276	290	262	-10%
Ironworker	779	642	746	594	330	375	14%
Ironworker (Note 3)	178	159	156	146	58	4	-93%
Metal Building Systems Erector	74	58	40	21	23	32	39%
Ironworker (Reinforcing)	149	201	188	123	180	264	47%
Ironworker (Structural/Ornamental)	378	224	362	304	69	75	9%
Landscape Horticulturist	50	38	44	49	42	31	-26%

TABLE 3 (continued)

New Apprentices Registered by Apprenticeship Program¹

APPRENTICESHIP PROGRAM	2013	2014	2015	2016	2017	2018	2017-18 % change
Lather (Interior Systems Mechanic)	47	45	44	37	27	28	4%
Locksmith	31	53	40	30	37	39	5%
Machinist	262	227	135	61	85	156	84%
Metal Fabricator (Fitter)	50	44	37	22	26	25	-4%
Motorcycle Mechanic	80	69	66	49	38	49	29%
Natural Gas Compression Technician	15	15	5	4	0	4	N/A
Outdoor Power Equipment Technician	25	27	23	24	22	16	-27%
Power	13	11	4	8	12	5	-58%
Recreational	12	16	19	16	10	11	10%
Painter and Decorator	35	47	31	63	21	19	-10%
Parts Technician	428	429	342	246	219	301	37%
Parts Technician	369	374	299	200	194	278	43%
Materials Technician	59	55	43	46	25	23	-8%
Plumber <i>(Note 4)</i>	985	1,267	1,105	785	614	694	-22%
Powerline Technician	278	338	205	86	150	111	-26%
Power System Electrician	216	198	163	56	58	35	-40%
Recreation Vehicle Service Technician	41	57	52	47	36	36	0%
Refrigeration and Air Conditioning Mechanic	214	246	213	230	186	291	56%
Rig Technician	589	635	323	77	86	194	126%
Roofer	57	76	69	100	63	62	-2%
Sawfiler <i>(Note 5)</i>	0	N/A	N/A	NA	N/A	N/A	N/A
Sawfiler	0	N/A	N/A	NA	N/A	N/A	N/A
Circular Sawfiler	0	N/A	N/A	NA	N/A	N/A	N/A
Sheet Metal Worker	312	443	386	384	318	387	22%
Sprinkler Systems Installer	104	115	121	75	67	56	-16%
Steamfitter-Pipefitter	2,253	2,192	1,318	1,048	810	793	-2%
Tilesetter	4	7	6	2	3	0	-100%
Transport Refrigeration Technician	14	15	7	9	23	10	-57%
Water Well Driller	14	16	8	9	7	5	-29%
Welder	3,071	2,968	1,638	998	1,177	1,260	7%
Welder	3,040	2,913	1,625	983	1,164	1,228	5%
Wire Processor	31	55	13	15	13	32	146%
Total	22,129	23,900	17,227	13,004	12,637	13,760	9%

Source: Alberta Advanced Education

¹ New apprentices include all apprentices registering during a single calendar year. The number includes those who are returning to do an additional apprenticeship program after completing one or more apprenticeship programs in previous years, or continuing in a different apprenticeship program for which they registered in a previous year. Apprentices who registered in more than one apprenticeship program or branch of a program within a specific year, or who changed from one branch to another branch within the same program on the same day, are counted only once. The number does not include reinstated apprentices (unless reinstated in the same year).

N/A = Not Applicable. Data does not exist in the specified years.

Note 1: In 2018, two of the 22 individuals registered in the refinisher branch of the auto body technician apprenticeship program were also registered in the repairer branch of that program.

Note 2: Effective January 1, 2015, the designation of auto glass technician as a branch of the glazier apprenticeship program was rescinded. Apprentices registered in the program before that date could continue in the program until December 31, 2016.

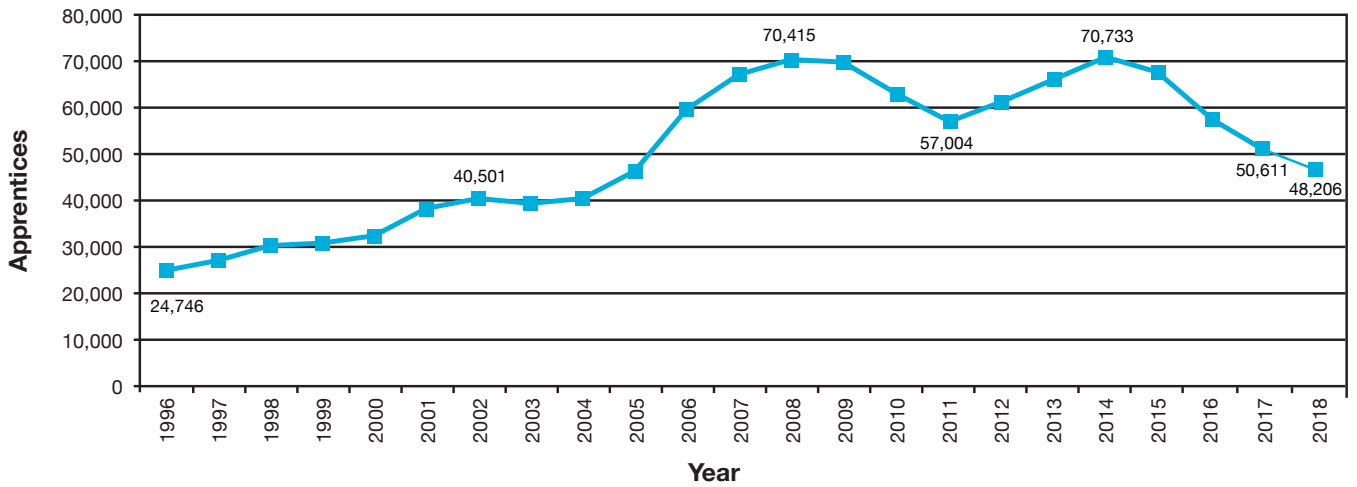
Note 3: Effective September 1, 2017, the designation of the generalist branch of the ironworker apprenticeship program was rescinded. Apprentices registered in the program before that day can continue in the program until August 31, 2023.

Note 4: In previous Statistical Profiles, the plumber apprenticeship program data was divided by 'plumber & gasfitter B' and 'plumber' to distinguish between plumber apprentices who received their gasfitter B certification through their plumber apprenticeship program and those who had previously obtained their gasfitter B certification. Effective August 3, 2017, plumber will be reported as a single parent apprenticeship program in accordance with the Plumber Trade Regulation.

Note 5: Effective July 1, 2013, the designation of the sawfiler apprenticeship program was rescinded.

CHART 2

Total Number of Apprentices Registered by Year¹

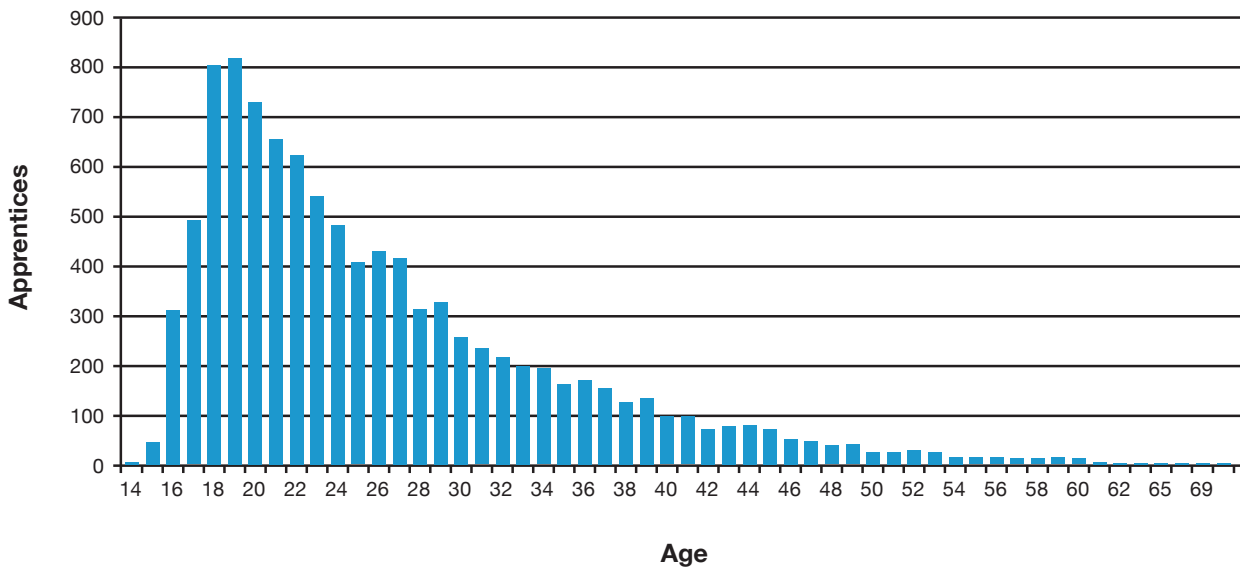


Source: Alberta Advanced Education

¹ This graph represents statistics covering a series of calendar years (January to December).

CHART 3

Age of Alberta Apprentices on Date of Registration in First Apprenticeship Program, 2018¹



Total number of Alberta apprentices registering in their first apprenticeship program in 2018 = 10,067²

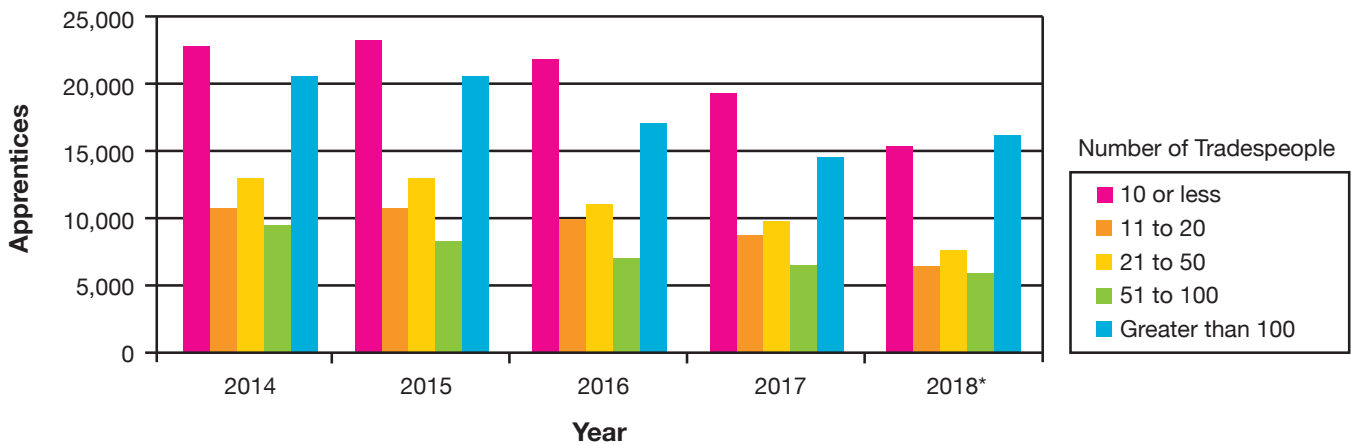
Source: Alberta Advanced Education

¹ Age at date of registration.

² The 10,067 total in the chart above includes only individuals registering in their first apprenticeship program in Alberta in 2018. This number differs from the total number of new apprentices registered (13,760) as presented in Table 3. In Table 3, the number of new apprentices registered includes those who are returning to do an additional apprenticeship program after completing one or more apprenticeship programs in previous years.

CHART 4

Total Apprentices by Employer Size¹



Source: Alberta Advanced Education

¹ The size of an employer site is determined by the number of tradespeople.

* Prior to 2018, this chart reflected a count of 'sites' instead of 'employers'. If an employer had multiple work locations, each location was counted as a separate 'site'. As of 2018, the report counts 'employers' instead of 'sites'. All sites of a specific employer are combined and counted as a single 'employer'.

TABLE 4

Total Number of Individuals Certified by Program, 2018¹

PROGRAM	Journeyman Certificates Issued to Completed Apprentices and Individuals Issued Occupation Certificates	Interprovincial Red Seals Issued to Completed Apprentices and Trainees (Note 1)	Qualification Certificates (Note 2)	Other Red Seals Issued (Note 3)
Agricultural Equipment Technician	24	19	3	1
Appliance Service Technician	9	6	1	0
Appliance Service Technician	7	6	1	0
Commercial Appliance Service Technician	2	0	0	0
Auto Body Technician	70	60	25	15
Auto Body Technician	35	10	9	7
Prepper	1	0	1	N/A
Refinisher	28	50	9	8
Repairer	6	0	6	N/A
Automotive Service Technician	446	408	53	46
Baker	26	20	6	6
Boilermaker	68	56	6	5
Bricklayer	22	18	0	0
Cabinetmaker	29	28	3	3
Carpenter	351	263	8	7
Communication Technician	7	0	0	N/A
Concrete Finisher	10	8	7	6
Cook	125	107	51	41

(continued)

TABLE 4 (continued)

Total Number of Individuals Certified by Program, 2018¹

PROGRAM	Journeyman Certificates Issued to Completed Apprentices and Individuals Issued Occupation Certificates	Interprovincial Red Seals Issued to Completed Apprentices and Trainees <i>(Note 1)</i>	Qualification Certificates <i>(Note 2)</i>	Other Red Seals Issued <i>(Note 3)</i>
Crane and Hoisting Equipment Operator	270	112	23	6
Boom Truck Operator	72	0	12	N/A
Mobile Crane Operator	106	103	6	4
Tower Crane Operator	9	9	2	2
Wellhead Boom Truck Operator	83	0	3	N/A
Electric Motor Systems Technician	2	2	1	1
Electrician	1,638	1,331	35	31
Elevator Constructor	33	0	6	N/A
Floorcovering Installer	7	3	0	0
Gasfitter	99	322	13	13
Gasfitter A	83	36	3	4
Gasfitter B	16	286	10	9
Glazier	37	35	0	0
Hairstylist	471	347	91	71
Heavy Equipment Technician	863	685	75	59
Heavy Equipment Technician	550	0	19	N/A
Heavy Duty Equipment Mechanic (Off Road)	145	163	19	18
Transport Trailer Mechanic	32	0	5	N/A
Truck and Transport Mechanic	136	522	32	41
Industrial Mechanic (Millwright)	316	283	19	17
Instrumentation and Control Technician	249	163	10	11
Insulator (Heat and Frost)	89	60	3	2
Ironworker	125	75	41	32
Ironworker <i>(Note 4)</i>	26	16	0	0
Metal Building Systems Erector	7	0	3	N/A
Ironworker (Reinforcing)	22	19	22	19
Ironworker (Structural/Ornamental)	70	40	16	13
Landscape Horticulturist	17	16	4	3
Lather (Interior Systems Mechanic)	13	12	3	1
Locksmith	15	0	2	N/A
Machinist	73	53	1	0
Metal Fabricator (Fitter)	13	9	2	3
Motorcycle Mechanic	23	21	6	6
Natural Gas Compression Technician	6	0	0	N/A
Outdoor Power Equipment Technician	6	0	0	N/A
Power	0	0	0	N/A
Recreational	6	0	0	N/A
Painter and Decorator	10	8	1	1
Parts Technician	156	145	24	23
Parts Technician	149	145	22	23
Materials Technician	7	0	2	N/A
Plumber <i>(Note 5)</i>	494	134	11	11
Powerline Technician	146	142	9	8
Power System Electrician	40	0	4	N/A

(continued)

TABLE 4 (continued)

Total Number of Individuals Certified by Program, 2018¹

PROGRAM	Journeyman Certificates Issued to Completed Apprentices and Individuals Issued Occupation Certificates	Interprovincial Red Seals Issued to Completed Apprentices and Trainees (Note 1)	Qualification Certificates (Note 2)	Other Red Seals Issued (Note 3)
Recreation Vehicle Service Technician	30	25	0	0
Refrigeration and Air Conditioning Mechanic	114	97	2	2
Rig Technician	44	31	29	16
Roofer	28	27	13	13
Sheet Metal Worker	111	77	2	2
Sprinkler Systems Installer	53	53	0	0
Steamfitter-Pipefitter	805	394	63	51
Tilesetter	0	0	0	0
Transport Refrigeration Technician	3	0	0	N/A
Water Well Driller	4	0	2	N/A
Welder	868	653	25	21
Welder	864	653	25	21
Wire Processor	4	0	0	N/A
Total - Trades	8,458	6,308	683	534
Cathodic Protection Technician	39	N/A	N/A	N/A
Construction Craft Worker (Note 6)	3	3	N/A	0
Field Heat Treatment Technician	10	N/A	N/A	N/A
Gas Utility Operator	21	N/A	N/A	N/A
Industrial Construction Crew Supervisor	78	N/A	N/A	N/A
Oil and Gas Transportation Services	0	N/A	N/A	N/A
Overhead Door Technician	8	N/A	N/A	N/A
Residential Construction Site Manager	1	N/A	N/A	N/A
Slickline Services	0	N/A	N/A	N/A
Snubbing Services	0	N/A	N/A	N/A
Steel Detailer	0	N/A	N/A	N/A
Well Testing Services Supervisor	0	N/A	N/A	N/A
Total - Occupations	160	3	N/A	0
TOTAL	8,618	6,311	683	534

Source: Alberta Advanced Education

¹ Individuals issued more than one certificate in 2018 are counted here only once.

N/A = Not Applicable.

Note 1: This number includes the number of 'Interprovincial Red Seals Issued to Completed Apprentices and Trainees' in 2018 regardless of the year the apprentices or trainees completed their education or training.

Note 2: A Qualification Certificate is a certificate issued to individuals who, through an assessment of their prior work experience, knowledge and skills in a designated apprenticeship program, demonstrate they meet the standards set for certification in Alberta.

Note 3: 'Other Red Seals Issued' includes red seals issued to individuals other than those who have completed an Alberta apprenticeship or occupational training program. The number includes red seals issued to individuals who were certified through Alberta's Qualification Certificate Program or occupation training and certification program (without completing a trainee program) and to individuals who successfully completed the interprovincial examination in Alberta rather than in the jurisdiction in which they were originally certified.

Note 4: Effective September 1, 2017, the designation of the generalist branch of the ironworker apprenticeship program was rescinded. Apprentices registered in the program before that day can continue in the program until August 31, 2023.

Note 5: In previous Statistical Profiles, the plumber apprenticeship program data was divided by 'plumber & gasfitter B' and 'plumber' to distinguish between plumber apprentices who received their gasfitter B certification through their plumber apprenticeship program and those who had previously obtained their gasfitter B certification. Effective August 3, 2017, plumber will be reported as a single parent apprenticeship program in accordance with the Plumber Trade Regulation.

Note 6: Effective September 1, 2018, the name of the construction craft labourer occupation was changed to construction craft worker.

TABLE 5

Completed Apprentices Combined with Individuals Issued Qualification Certificates, and Individuals Issued Occupation Certificates by Program¹

PROGRAM	2013	2014	2015	2016	2017	2018	2017-18 % change
Agricultural Equipment Technician	26	30	20	33	33	27	-18%
Appliance Service Technician	8	17	14	13	18	10	-44%
Appliance Service Technician	6	11	8	11	16	8	-50%
Commercial Appliance Service Technician	2	6	6	2	2	2	0%
Auto Body Technician	77	128	100	100	97	95	-2%
Auto Body Technician	19	35	49	42	55	44	-20%
Prepper	1	10	4	3	3	2	-33%
Refinisher	34	53	30	36	35	37	6%
Repairer	23	30	17	19	4	12	200%
Automotive Service Technician	428	452	485	443	401	499	24%
Baker	30	32	44	36	40	32	-20%
Boilermaker	68	60	71	80	71	74	4%
Bricklayer	35	29	29	27	22	22	0%
Cabinetmaker	34	39	48	30	23	32	39%
Carpenter	512	446	435	368	377	359	-5%
Communication Technician	57	22	10	8	15	7	-53%
Concrete Finisher	18	12	19	24	17	17	0%
Cook	187	295	306	217	206	176	-15%
Crane and Hoisting Equipment Operator	466	568	557	517	412	293	-29%
Boom Truck Operator	150	206	188	150	111	84	-24%
Hydraulic Mobile Operator	0	0	0	0	0	4	N/A
Mobile Crane Operator	108	149	172	279	207	108	-48%
Tower Crane Operator	3	14	11	14	15	11	-27%
Wellhead Boom Truck Operator	205	199	186	74	79	86	9%
Electric Motor Systems Technician	5	11	8	7	8	3	-63%
Electrician	1,363	1,509	1,545	1,641	1,648	1,673	2%
Elevator Constructor	43	43	20	24	32	39	22%
Floorcovering Installer	6	5	0	6	3	7	133%
Gasfitter	91	118	90	115	141	112	-21%
Gasfitter A	82	92	74	97	109	86	-21%
Gasfitter B	9	26	16	18	32	26	-19%
Glazier	36	54	30	32	31	37	19%
Glazier	36	53	30	32	31	37	19%
Auto Glass Technician <i>(Note 1)</i>	0	1	0	0	N/A	N/A	N/A
Hairstylist	400	567	528	538	540	562	4%
Heavy Equipment Technician	812	894	1,012	1,100	1,146	938	-18%

(continued)

TABLE 5 (continued)

Completed Apprentices Combined with Individuals Issued Qualification Certificates, and Individuals Issued Occupation Certificates by Program¹

PROGRAM	2013	2014	2015	2016	2017	2018	2017-18 % change
Heavy Equipment Technician	523	532	611	715	753	569	-24%
Heavy Duty Equipment Mechanic (Off Road)	135	148	161	159	155	164	6%
Transport Trailer Mechanic	135	148	161	159	155	164	6%
Truck and Transport Mechanic	24	38	40	36	39	37	-5%
Industrial Mechanic (Millwright)	244	238	284	423	443	335	-24%
Instrumentation and Control Technician	198	258	291	323	332	259	-22%
Insulator (Heat and Frost)	91	111	90	96	81	92	14%
Ironworker	158	200	197	151	168	166	-1%
Ironworker <i>(Note 2)</i>	19	26	17	14	25	26	4%
Metal Building Systems Erector	12	13	16	25	14	10	-29%
Ironworker (Reinforcing)	37	61	48	32	27	44	63%
Ironworker (Structural/ Ornamental)	90	100	116	80	102	86	-16%
Landscape Horticulturist	20	24	21	17	25	21	-16%
Lather (Interior Systems Mechanic)	9	9	10	18	13	16	23%
Locksmith	7	7	4	10	13	17	31%
Machinist	81	86	87	129	112	74	-34%
Metal Fabricator (Fitter)	17	30	22	18	27	15	-44%
Motorcycle Mechanic	26	25	35	34	23	29	26%
Natural Gas Compression Technician	2	3	3	2	6	6	0%
Outdoor Power Equipment Technician	9	9	10	9	8	6	-25%
Power	8	1	5	2	4	0	-100%
Recreational	1	8	5	7	4	6	50%
Painter and Decorator	13	18	15	19	24	11	-54%
Parts Technician	142	177	223	205	209	180	-14%
Parts Technician	113	150	205	181	191	171	-10%
Materials Technician	29	27	18	24	18	9	-50%
Plumber <i>(Note 3)</i>	464	497	446	409	420	505	20%
Powerline Technician	125	187	170	162	240	155	-35%
Power System Electrician	70	97	88	96	45	44	-2%
Recreation Vehicle Service Technician	14	11	13	22	23	30	30%
Refrigeration and Air Conditioning Mechanic	104	106	131	122	121	116	-4%
Rig Technician	204	283	246	159	54	73	35%
Roofer	22	38	39	28	38	41	8%
Sawfiler <i>(Note 4)</i>	1	N/A	N/A	N/A	N/A	N/A	N/A
Sawfiler	1	N/A	N/A	N/A	N/A	N/A	N/A
Circular Sawfiler	0	N/A	N/A	N/A	N/A	N/A	N/A

(continued)

TABLE 5 (continued)

Completed Apprentices Combined with Individuals Issued Qualification Certificates, and Individuals Issued Occupation Certificates by Program¹

PROGRAM	2013	2014	2015	2016	2017	2018	2017-18 % change
Sheet Metal Worker	112	164	130	90	96	113	18%
Sprinkler Systems Installer	52	27	26	43	37	53	43%
Steamfitter-Pipefitter	509	751	675	822	844	868	3%
Tilesetter	8	3	2	2	1	0	-100%
Transport Refrigeration Technician	5	5	3	9	5	3	-40%
Water Well Driller	5	8	7	13	13	6	-54%
Welder	983	1,442	1,636	1,437	1,301	893	-31%
Welder	957	1,410	1,624	1,430	1,296	889	-31%
Wire Processor	26	32	12	7	5	4	-20%
Total - Trades	8,397	10,145	10,275	10,227	10,003	9,141	-9%
Cathodic Protection Technician	3	123	108	56	39	39	0%
Construction Craft Worker <i>(Note 5)</i>	3	5	9	9	4	3	-25%
Field Heat Treatment Technician	16	12	16	10	7	10	43%
Gas Utility Operator	13	26	16	20	20	21	5%
Industrial Construction Crew Supervisor	123	253	255	239	202	78	-61%
Oil and Gas Transportation Services	0	0	0	0	2	0	-100%
Overhead Door Technician <i>(Note 6)</i>	N/A	N/A	1	0	6	8	33%
Residential Construction Site Manager	0	0	0	1	2	1	-50%
Slickline Services	0	0	0	0	0	0	N/A
Snubbing Services	5	3	1	2	1	0	-100%
Steel Detailer	0	0	0	0	0	0	N/A
Well Testing Services Supervisor	2	2	0	0	4	0	-100%
Total - Occupations	165	424	406	337	287	160	-44%
TOTAL	8,562	10,569	10,681	10,564	10,290	9,301	-10%

Source: Alberta Advanced Education

¹ Individuals issued more than one certificate in each year are counted here only once.

N/A = Not Applicable. Data is not applicable or does not exist.

Note 1: Effective January 1, 2015, the designation of auto glass technician as a branch of the glazier apprenticeship program was rescinded. Apprentices registered in the program before that date could continue in the program until December 31, 2016.

Note 2: Effective September 1, 2017, the designation of the generalist branch of the ironworker apprenticeship program was rescinded. Apprentices registered in the program before that day can continue in the program until August 31, 2023.

Note 3: In previous Statistical Profiles, the plumber apprenticeship program data was divided by 'plumber & gasfitter B' and 'plumber' to distinguish between plumber apprentices who received their gasfitter B certification through their plumber apprenticeship program and those who had previously obtained their gasfitter B certification. Effective August 3, 2017, plumber will be reported as a single parent apprenticeship program in accordance with the Plumber Trade Regulation.

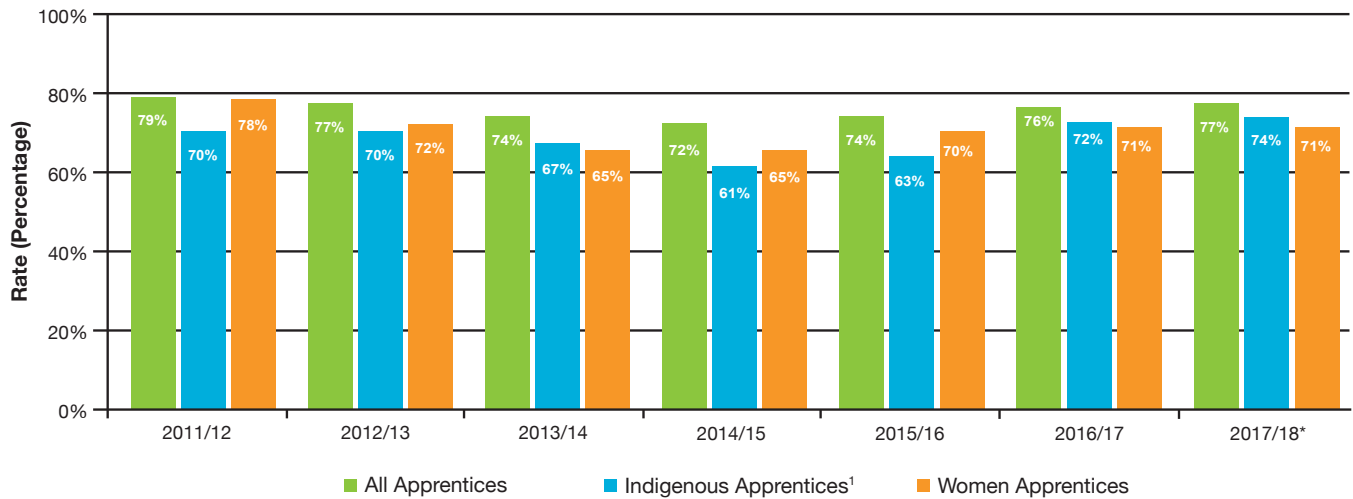
Note 4: Effective July 1, 2013, the designation of the sawfiler apprenticeship program was rescinded.

Note 5: Effective September 1, 2018, the name of the construction craft labourer occupation was changed to construction craft worker.

Note 6: Overhead door technician became a designated occupation on January 1, 2015.

CHART 5

Apprentice Completion Rate by Year



Source: Alberta Advanced Education

¹ Apprentices choose whether or not to disclose their Indigenous heritage when registering. The total number of Indigenous apprentices reflected here indicates those who disclosed their Indigenous heritage. There may be additional apprentices with Indigenous heritage registered who did not disclose that information.

Notes:

Year = July 1 to June 30

The cohort of apprentices that is followed are those who have completed all the requirements for their first period of apprenticeship education (including taking first period apprenticeship of classroom instruction, on-the-job learning and period exams) and went on to complete their program within two years past the normally expected completion date. Apprentices who challenge the first period exam are not included in the cohort.

* Prior to 2017/18, apprentices who received credit for first period classroom instruction were not included in the cohort. As of 2017/18, the completion cohort includes apprentices who received credit for a first period of classroom instruction as a result of completing eligible programs in Career and Technology Studies: Apprenticeship Pathways, pre-employment or technology/technician programs. Apprentices who receive credit comprised 8.5% of the total cohort. As a result, the 2017/18 completion rates are not comparable with previous years.

The completion rate is based on apprenticeship programs that are 2, 3 and 4 years in length combined. One-year programs are excluded.

TABLE 6

Classroom Instruction Attendance by Institution and School Year¹

INSTITUTION	2013/14	2014/15	2015/16	2016/17	2017/18	2018/19 ¹
Delmar College of Hair Design <i>(Note 1)</i>	74	77	89	57	67	54
Grande Prairie Regional College	1,406	1,585	1,570	1,298	1,067	939
Keyano College	831	858	798	643	569	472
Lakeland College	1,306	1,438	1,397	1,053	891	711
Lethbridge College	989	1,048	1,035	924	836	800
MC College <i>(Note 1)</i>	62	81	79	73	65	47
Medicine Hat College	736	804	705	528	452	331
Northern Alberta Institute of Technology	12,922	14,064	14,411	12,933	10,350	8,539
Northern Lakes College	240	295	259	148	152	70
Olds College	417	434	400	336	235	221
Portage College	174	184	155	109	66	44
Red Deer College	2,941	3,462	3,462	2,881	2,214	1,727
Southern Alberta Institute of Technology	7,963	8,793	9,158	8,293	6,972	6,163
Other Providers <i>(Note 2)</i>	396	287	533	470	397	211
TOTAL	30,457	33,410	34,051	29,746	24,333	20,329

Source: Alberta Advanced Education

¹ These statistics cover the school year from August 1 to July 31 for each year represented, with the exception of the 2018/19 school year. The data for this year is the attendance as of the date of printing (February 2019).

Note 1: Delmar College and MC College (formerly Marvel College) provide classroom instruction for hairstylists. The hairstylist apprenticeship program is a two-year program.

Note 2: 'Other' providers may not provide apprenticeship classroom instruction every year. Other providers for 2018/19 include:

Alberta Carpenters Training Centre - provides classroom instruction for its carpenters

ATCO Electric - provides classroom instruction for its powerline technician apprentices

Edmonton Pipe Trades Educational Trust - provides classroom instruction for its plumbers, steamfitter-pipefitters and welders

Enform - (previously Petroleum Industry Training Service) provides classroom instruction for the wellhead boom truck branch of the crane and hoisting equipment operator trade

Operating Engineers Local 955 Apprenticeship and Education - (previously Alberta Operating Engineers Training Centre) provides classroom instruction for its mobile crane and hoisting equipment operators.

TABLE 7

Total Number of Apprentices Registered by Apprenticeship Program and Period (or Year) of Classroom Instruction, 2018¹

APPRENTICESHIP PROGRAM	1st Period	2nd Period	3rd Period	4th Period	CI Completed (Note 1)	Total Apprentices
Agricultural Equipment Technician	72	26	28	28	16	170
Appliance Service Technician	38	20	9	N/A	10	77
Appliance Service Technician	33	18	9	N/A	10	70
Commercial Appliance Service Technician	5	2	N/A*	N/A	0	7
Auto Body Technician	209	216	100	114	30	669
Auto Body Technician	157	153	88	114	9	521
Prepper	14	N/A*	N/A	N/A	13	27
Refinisher	24	46	N/A	N/A	6	76
Repairer	14	17	12	N/A	2	45
Automotive Service Technician	1,096	707	552	525	186	3,066
Baker	52	35	21	N/A	79	187
Boilermaker	190	199	126	N/A	29	544
Bricklayer	22	42	42	N/A	11	117
Cabinetmaker	99	53	68	37	4	261
Carpenter	940	553	455	626	96	2,670
Communication Technician	39	8	10	29	10	96
Concrete Finisher	15	7	N/A*	N/A	12	34
Cook	262	159	187	N/A	194	802
Crane and Hoisting Equipment Operator	1,405	N/A*	312	N/A	227	1,944
Boom Truck Operator	567	N/A	N/A	N/A	42	609
Mobile Crane Operator	145	N/A*	312	N/A	62	519
Tower Crane Operator	58	N/A*	N/A	N/A	10	68
Wellhead Boom Truck Operator	635	N/A	N/A	N/A	113	748
Electric Motor Systems Technician	16	10	7	7	4	44
Electrician	1,969	1,950	1,932	2,857	493	9,201
Elevator Constructor	0	0	0	214	40	254
Floorcovering Installer	19	11	N/A	N/A	2	32
Gasfitter	147	131	205	N/A	34	517
Gasfitter A	86	86	205	N/A	29	406
Gasfitter B	61	45	N/A	N/A	5	111
Glazier	91	40	55	52	14	252
Hairstylist	949	296	N/A	N/A	1,003	2,248
Heavy Equipment Technician	1,730	771	1,032	615	391	4,539
Heavy Equipment Technician	1,241	571	666	615	286	3,379
Heavy Duty Equipment Mechanic (Off Road)	166	77	128	N/A	41	412
Transport Trailer Mechanic	84	N/A*	N/A	N/A	22	106
Truck and Transport Mechanic	239	123	238	N/A	42	642
Industrial Mechanic (Millwright)	572	300	249	324	99	1,544
Instrumentation and Control Technician	450	196	223	248	232	1,349
Insulator (Heat and Frost)	435	167	184	N/A	37	823
Ironworker	584	169	133	40	75	1,001
Ironworker (Note 2)	34	14	23	40	9	120
Metal Building Systems Erector	42	17	N/A	N/A	6	65
Ironworker (Reinforcing)	386	50	N/A	N/A	8	444
Ironworker (Structural/Ornamental)	122	88	110	N/A	52	372

TABLE 7 (continued)

Total Number of Apprentices Registered by Apprenticeship Program and Period (or Year) of Classroom Instruction, 2018¹

APPRENTICESHIP PROGRAM	1st Period	2nd Period	3rd Period	4th Period	CI Completed <i>(Note 1)</i>	Total Apprentices
Landscape Horticulturist	47	26	16	29	23	141
Lather (Interior Systems Mechanic)	35	26	20	N/A	2	83
Locksmith	60	42	20	0	0	122
Machinist	178	36	92	100	19	425
Metal Fabricator (Fitter)	27	20	12	N/A	5	64
Motorcycle Mechanic	49	31	10	29	22	141
Natural Gas Compression Technician	3	0	5	5	1	14
Outdoor Power Equipment Technician	16	19	17	N/A	2	54
Power	6	8	8	N/A	0	22
Recreational	10	11	9	N/A	2	32
Painter and Decorator	27	9	16	N/A	9	61
Parts Technician	338	251	167	N/A	42	798
Parts Technician	317	232	152	N/A	35	736
Materials Technician	21	19	15	N/A	7	62
Plumber <i>(Note 3)</i>	815	624	783	731	197	3,150
Powerline Technician	138	136	76	N/A*	98	448
Power System Electrician	23	18	50	47	22	160
Recreation Vehicle Service Technician	64	34	17	N/A	14	129
Refrigeration and Air Conditioning Mechanic	291	180	168	166	72	877
Rig Technician	272	164	374	N/A	59	869
Roofer	87	59	42	N/A*	13	201
Sheet Metal Worker	625	263	257	270	20	1,435
Sprinkler Systems Installer	80	54	72	N/A*	34	240
Steamfitter-Pipefitter	1,013	709	446	98	172	2,438
Tilesetter	1	0	N/A*	N/A	4	5
Transport Refrigeration Technician	17	4	6	N/A	7	34
Water Well Driller	4	14	N/A	N/A	2	20
Welder	1,551	754	1,231	N/A	320	3,856
Welder	1,505	754	1,231	N/A	313	3,803
Wire Processor	46	N/A*	N/A	N/A	7	53
Total	17,162	9,539	9,827	7,191	4,487	48,206

Source: Alberta Advanced Education

¹ These statistics are as of December 31, 2018.

N/A = Not all apprenticeship programs have four periods of classroom instruction. The N/As indicate where there is no period in that program.

N/A* = The number of periods of an apprenticeship program does not always equal the number of periods of technical training required. N/A* indicates where there is a period in the apprenticeship program but no classroom instruction is required in that period.

Note 1: 'CI Completed' refers to those apprentices who have completed, or who have been granted credit for, all classroom instruction (CI) requirements in their apprenticeship program. Industry examination and/or work experience/on-the-job learning requirements for the apprenticeship program have yet to be successfully completed.

Note 2: Effective September 1, 2017, the designation of the generalist branch of the ironworker apprenticeship program was rescinded. Apprentices registered in the program before that day can continue in the program until August 31, 2023.

Note 3: In previous Statistical Profiles, the plumber apprenticeship program data was divided by 'plumber & gasfitter B' and 'plumber' to distinguish between plumber apprentices who received their gasfitter B certification through their plumber apprenticeship program and those who had previously obtained their gasfitter B certification. Effective August 3, 2017, plumber will be reported as a single parent apprenticeship program in accordance with the Plumber Trade Regulation.

TABLE 8

Number of Apprentices Registered, Certified and Attending Classroom Instruction by Apprenticeship and Industry Training Office¹, 2018²

OFFICE/REGION	Total Apprentices Registered	New Apprentices Registered	Apprentices Certified	Classroom Instruction Attendance ³
Bonnyville	878	251	146	403
Calgary	13,450	3,719	1,856	6,018
Edmonton	19,740	5,395	4,256	9,748
Fort McMurray	1,865	513	264	873
Grande Prairie	2,634	869	379	1,017
Hinton	1,166	355	158	534
Lethbridge	1,832	535	283	898
Medicine Hat	1,086	316	166	463
Peace River	613	167	93	281
Red Deer	3,445	1,160	584	1,590
Slave Lake	585	195	80	280
Vermilion	907	284	193	520
Total - Office Regions	48,201	13,759	8,458	22,625
Interprovincial - Training Only <i>(Note 1)</i>	N/A	N/A	N/A	381
Interprovincial/International - Training and Certification <i>(Note 2)</i>	5	1	0	0
Total - Other	5	1	0	381
TOTAL	48,206	13,760	8,458	23,006

(Note 3)

Source: Alberta Advanced Education

¹ See map on page v for Apprenticeship and Industry Training office regions.

² This table represents statistics covering the January to December 2018 calendar year. Classroom instruction in Table 6 is reported as school year. For this table only, the classroom instruction statistics cover the calendar year for comparability within this table.

³ Attendance reflects the number of technical training seats occupied.

Note 1: Alberta provides classroom instruction for apprentices from other Canadian provinces and territories where the apprenticeship program is designated but the jurisdictions are unable to provide classroom instruction due to small apprentice registration numbers. Alberta does not issue these individuals a certificate. They are not counted in any of the tables or charts reflecting the number of registered Alberta apprentices.

Note 2: Alberta registers apprentices and provides classroom instruction to people from jurisdictions where no apprenticeship program exists. Alberta issues a certificate on completion of the program.

Note 3: Not all apprentices attend classroom instruction in any given year. The reasons for not attending may include:

- Apprentices do not normally attend classroom instruction until they have had at least eight to 10 months of on-the-job training with their employer.
- Some apprentices are graduates of accredited post-secondary technical programs or have completed learning in another apprenticeship program and have received credit for their classroom instruction.
- Some have successfully completed all of the classroom instruction and have only the required on-the-job learning to complete before being eligible to be certified.
- Some prefer to obtain the study material (ILMs – individual learning modules) and learn at their own pace, and then challenge the industry exam.
- Some are in the Registered Apprenticeship Program (RAP) and attending high school and are not able to attend classroom instruction.

TABLE 9

Number of Committee Meetings by Program and Year

PROGRAM	Provincial Apprenticeship Committees (Full, Sub and Special) and Occupational Committees (Notes 1 & 2)							Local Apprenticeship Committees (Note 3)							
	2013	2014	2015	2016	2017	2018	Total	2013	2014	2015	2016	2017	2018	Total	Number of LACs
Agricultural Equipment Technician	5	2	1	3	3	4	18								0
Appliance Service Technician	2	2	7	3	1	1	16	0	0	0	0	0	0	0	0
Auto Body Technician	3	3	9	8	3	1	27	2	2	0	0	1	0	5	2
Automotive Service Technician	0	4	3	10	8	3	28	4	3	6	4	7	6	30	7
Baker	2	3	4	3	1	1	14	2	1	1	3	2	3	12	2
Boilermaker	0	3	2	3	7	4	19								0
Bricklayer	2	2	5	2	1	1	13	2	1	3	3	2	2	13	2
Cabinetmaker	1	5	2	2	3	2	15	0	1	3	0	0	3	7	2
Carpenter	8	10	8	1	3	8	38	4	5	6	2	4	9	30	8
Communication Technician	4	4	4	1	2	2	17	1	2	2	2	2	2	11	2
Concrete Finisher	1	0	1	1	3	2	8								0
Cook	9	3	5	2	2	1	22	2	3	4	4	4	4	21	3
Crane and Hoisting Equipment Operator	2	5	5	4	6	0	22	3	3	0	0	1	0	7	4
Electric Motor Systems Technician	3	2	6	7	4	1	23	0	0	1				1	0
Electrician	5	9	4	9	3	4	34	5	2	6	6	8	6	33	9
Elevator Constructor	2	2	3	4	4	5	20								0
Floorcovering Installer	1	1	0	3	4	2	11								0
Gasfitter	3	7	12	8	12	3	45	0	1	1	3	0	2	7	2
Glazier	9	5	2	3	2	3	24	3	0	1	0	3	2	9	2
Hairstylist	2	4	3	5	4	9	27	2	5	8	6	7	9	37	8
Heavy Equipment Technician	6	7	8	4	10	7	42	4	6	7	4	8	13	42	8
Industrial Mechanic (Millwright)	6	2	4	8	6	7	33	1	3	2	3	0	0	9	3
Instrumentation and Control Technician	3	6	4	3	10	1	27	0	0	0	0	1	0	1	1
Insulator (Heat and Frost)	3	3	3	0	7	4	20								0
Ironworker (Note 4)	5	7	9	5	3	3	32								0
Landscape Horticulturist	2	2	2	3	7	9	25	0	1	0	1	2	1	5	1
Lather (Interior Systems Mechanic)	1	1	2	1	10	3	18								0
Locksmith	1	5	9	9	2	3	29	0	1	0	1	1	1	4	1
Machinist	1	16	3	2	6	8	36	3	0	2	3	1	2	11	2
Metal Fabricator (Fitter)	8	6	1	1	0	0	16								0
Motorcycle Mechanic	4	2	2	1	1	1	11	1	1	2	0	0	2	6	2
Natural Gas Compression Technician	0	1	1	0	0	0	2								0
Outdoor Power Equipment Technician	1	2	0	2	1	1	7	0							0
Painter and Decorator	1	1	1	9	6	3	21	3	2	1	1	0	0	7	0
Parts Technician	6	5	4	4	2	3	24	1	4	3	1	2	3	14	3
Plumber (Note 5)	2	1	5	12	12	11	43	1	2	3	3	3	2	14	4
Powerline Technician	6	8	8	2	1	7	32	1	2	1	2	2	2	10	2
Power System Electrician	7	3	7	4	1	3	25								0
Recreation Vehicle Service Technician	3	8	4	0	0	1	16	2	1	0	0	1	2	6	2
Refrigeration and Air Conditioning Mechanic	6	6	4	9	2	5	32	2	0	2	1	2	2	9	2
Rig Technician	2	2	3	2	2	1	12								0

TABLE 9 (continued)

Number of Committee Meetings by Program and Year

PROGRAM	Provincial Apprenticeship Committees (Full, Sub and Special) and Occupational Committees <small>(Notes 1 & 2)</small>							Local Apprenticeship Committees <small>(Note 3)</small>							
	2012	2013	2014	2015	2016	2017	Total	2012	2013	2014	2015	2016	2017	Total	Number of LACs
Roofer	2	2	0	1	2	3	10								0
Sawfiler							0								
Sheet Metal Worker	3	2	4	12	13	5	39	3	2	1	3	0	4	13	4
Sprinkler Systems Installer	3	1	5	3	4	6	22	1	0	1	0	1	1	4	1
Steamfitter-Pipefitter	5	1	13	9	10	10	48	1	0	1	2	1	3	8	3
Tilesetter	6	1	0	2	0	0	9	0	0	0	0	0	0	0	0
Transport Refrigeration Technician	4	7	2	4	1	2	20								0
Water Well Driller	5	5	2	2	1	1	16								0
Welder	6	9	7	2	3	4	31	3	4	4	5	9	5	30	8
Total Meetings - Trades	169	190	195	191	186	164	1,095	57	58	72	63	75	91	416	100
<small>(Note 6)</small>															
Cathodic Protection Technician	1	1	2	2	1	2	9								
Construction Craft Worker <small>(Note 7)</small>	0	1	2	2	0	2	7								
Field Heat Treatment Technician	2	1	0	1	1	1	6								
Gas Utility Operator	1	2	2	3	0	1	9								
Industrial Construction Crew Supervisor	2	0	3	1	3	1	10								
Oil and Gas Transportation Services <small>(Note 8)</small>															
Overhead Door Technician			9	2	1	1	13								
Petroleum Competency Program Steering Committee <small>(Note 8)</small>	0	0	0	0	0		0								
Residential Construction Site Manager	1	0	0	0	3	1	5								
Slickline Services <small>(Note 8)</small>															
Snubbing Services <small>(Note 8)</small>															
Steel Detailer	1	4	7	0	0	1	13								
Well Testing Services Supervisor <small>(Note 8)</small>															
Total - Occupations	8	9	25	11	9	10	72								

Source: Alberta Advanced Education

Note 1: There is one provincial apprenticeship committee for each parent apprenticeship program and one occupational committee for each designated occupation. For the exception to this, see Note 8 below.

Note 2: The number of provincial apprenticeship committees and occupational committees meetings in this table includes general, sub-committee and special meetings. It does not include ballots for any of the committees.

Note 3: The number of local apprenticeship committees (LACs) varies by apprenticeship program. The number of LACs for each apprenticeship program as of December 31, 2018 is indicated in the 'Number of LACs' column. Some apprenticeship programs do not have any LACs. The number of LAC meetings reflected in the table for each apprenticeship program adds together the meetings of all the LACs in the province for that program.

■ Shaded cells indicate that a committee did not exist in that program for all or part of the year. Designated occupations do not have local committees.

Note 4: Effective September 1, 2017, the designation of the generalist branch of the ironworker apprenticeship program was rescinded. Apprentices registered in the program before that day can continue in the program until August 31, 2023.

Note 5: In previous Statistical Profiles, the plumber apprenticeship program data was divided by 'plumber & gasfitter B' and 'plumber' to distinguish between plumber apprentices who received their gasfitter B certification through their plumber apprenticeship program and those who had previously obtained their gasfitter B certification. Effective August 3, 2017, plumber will be reported as a single parent apprenticeship program in accordance with the Plumber Trade Regulation.

Note 6: A number of meetings of provincial apprenticeship committees (PACs) were held jointly with other PACs. These joint meetings are counted in the meetings for each PAC, but are only counted once in the totals. The number of joint meetings varies each year. The number of joint meetings in each year are as follows: 2012 - 7; 2013 - 3; 2014 - 8; 2015 - 3; 2016 - 10; 2017 - 11; 2018 - 4.

Note 7: Effective September 1, 2018, the name of the 'Construction Craft Labourer' occupation was changed to 'Construction Craft Worker'.

Note 8: As of 2010, the Petroleum Competency Program Steering Committee has served as the industry committee for the following designated occupations: oil and gas transportation services, slickline services, snubbing services and well testing services supervisor.

TABLE 10

Number of Participants in the Registered Apprenticeship Program (RAP) by Apprenticeship Program¹, 2018

APPRENTICESHIP PROGRAM	High School	Full Time	Certified (Note 1)
Agricultural Equipment Technician	17	31	64
Appliance Service Technician	0	2	6
Appliance Service Technician	0	2	6
Commercial Appliance Service Technician	0	0	0
Auto Body Technician	29	63	110
Auto Body Technician	27	56	30
Prepper	1	1	0
Refinisher	1	3	45
Repairer	0	3	35
Automotive Service Technician	108	282	560
Baker	2	7	16
Boilermaker	0	0	1
Bricklayer	1	3	18
Cabinetmaker	6	23	57
Carpenter	81	172	328
Communication Technician	2	4	2
Concrete Finisher	0	4	6
Cook	31	57	95
Crane and Hoisting Equipment Operator	2	9	27
Boom Truck Operator	1	3	10
Mobile Crane Operator	1	5	16
Tower Crane Operator	0	1	1
Wellhead Boom Truck Operator	0	0	0
Electric Motor Systems Technician	2	2	0
Electrician	77	359	690
Elevator Constructor	0	0	0
Floorcovering Installer	3	4	4
Gasfitter	3	3	9
Gasfitter A	2	2	9
Gasfitter B	1	1	0
Glazier	2	9	9
Hairstylist	65	103	648
Heavy Equipment Technician	223	479	729
Heavy Equipment Technician	182	435	687
Heavy Duty Equipment Mechanic (Off Road)	14	12	7
Transport Trailer Mechanic	2	3	6
Truck and Transport Mechanic	25	29	29
Industrial Mechanic (Millwright)	34	88	158
Instrumentation and Control Technician	19	53	126
Insulator (Heat and Frost)	0	1	2

TABLE 10 (continued)

Number of Participants in the Registered Apprenticeship Program (RAP) by Apprenticeship Program¹, 2018

APPRENTICESHIP PROGRAM	High School	Full Time	Certified <i>(Note 1)</i>
Ironworker	7	12	5
Ironworker <i>(Note 2)</i>	1	3	2
Metal Building Systems Erector	1	0	1
Ironworker (Reinforcing)	3	3	0
Ironworker (Structural/Ornamental)	2	6	2
Landscape Horticulturist	9	8	9
Lather (Interior Systems Mechanic)	3	19	4
Locksmith	0	1	4
Machinist	14	21	66
Metal Fabricator (Fitter)	0	2	8
Motorcycle Mechanic	7	7	35
Natural Gas Compression Technician	0	1	0
Outdoor Power Equipment Technician	0	10	8
Power	0	4	2
Recreational	0	6	6
Painter and Decorator	0	1	6
Parts Technician	13	30	92
Parts Technician	13	29	92
Materials Technician	0	1	0
Plumber <i>(Note 3)</i>	24	93	198
Powerline Technician	7	18	30
Power System Electrician	0	0	0
Recreation Vehicle Service Technician	4	8	7
Refrigeration and Air Conditioning Mechanic	12	16	24
Rig Technician	0	0	0
Roofer	1	3	4
Sheet Metal Worker	16	39	41
Sprinkler Systems Installer	1	5	11
Steamfitter-Pipefitter	17	30	65
Tilesetter	0	0	3
Transport Refrigeration Technician	0	0	4
Water Well Driller	2	0	5
Welder	117	234	1,117
Welder	116	234	1,117
Wire Processor	1	0	0
Total	961	2,316	5,411

Source: Alberta Advanced Education

¹ Total number registered as of December 31, 2018

High School = RAP participants currently in high school.

Full Time = RAP participants who have completed high school and are now full time apprentices.

Certified = Apprentices who began in RAP, have completed their apprenticeship program and are now apprenticeship graduates.

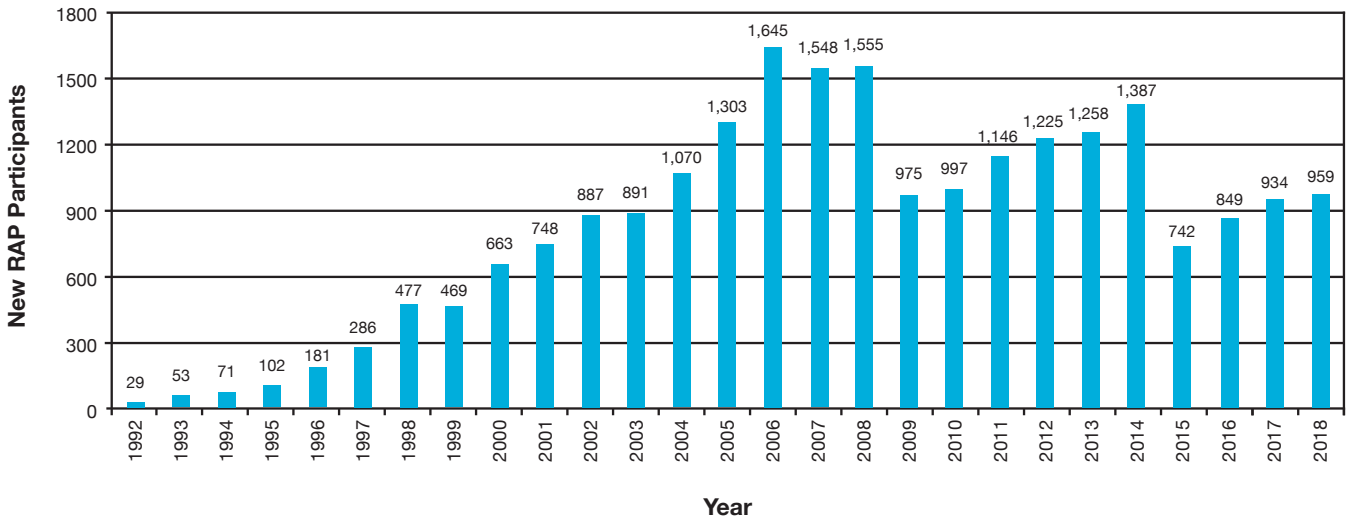
Note 1: Total number of RAP participants who have completed an apprenticeship program since inception of program (1992).

Note 2: Effective September 1, 2017, the designation of the generalist branch of the ironworker apprenticeship program was rescinded. Apprentices registered in the program before that day can continue in the program until August 31, 2023.

Note 3: In previous Statistical Profiles, the plumber apprenticeship program data was divided by 'plumber & gasfitter B' and 'plumber' to distinguish between plumber apprentices who received their gasfitter B certification through their plumber apprenticeship program and those who had previously obtained their gasfitter B certification. Effective August 3, 2017, plumber will be reported as a single parent apprenticeship program in accordance with the Plumber Trade Regulation.

CHART 6

Number of New Registrants in the Registered Apprenticeship Program (RAP) by Year¹

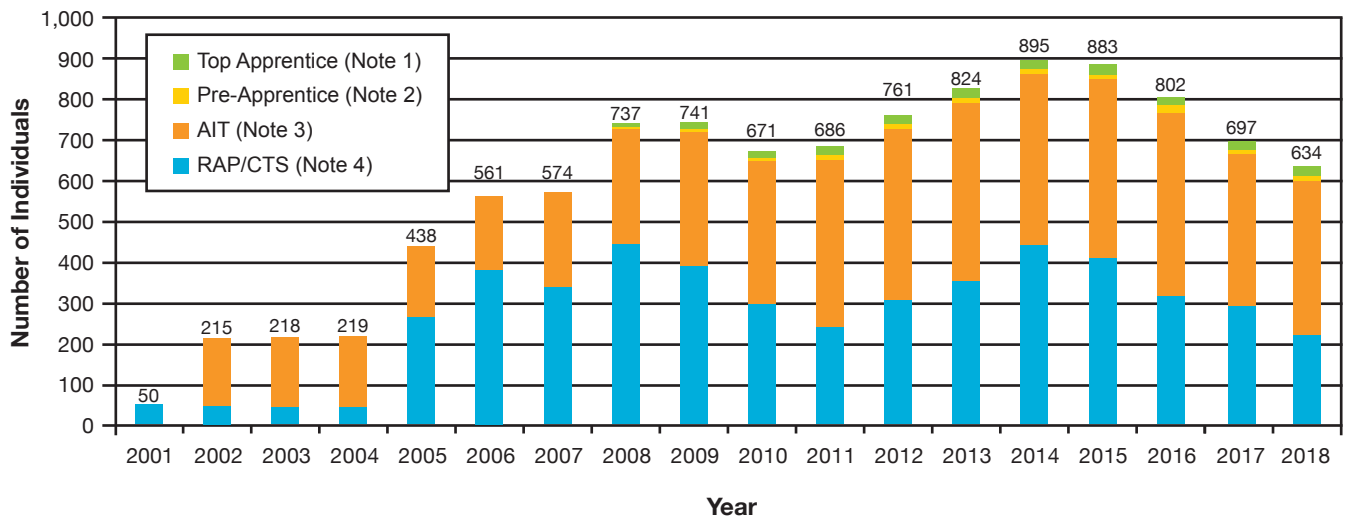


Source: Alberta Advanced Education

¹ This graph represents statistics covering calendar years (January to December).

CHART 7

Total Number of Individuals Awarded Scholarships by Year



Source: Alberta Advanced Education

- Note 1:** There are currently 22 Top Apprentice Scholarships of \$1,500 available each year. The first year the scholarships were awarded was 2008. Top Apprentice Scholarships are awarded to apprentices who achieved a very high academic standing in classroom instruction.
- Note 2:** There are currently 11 Pre-Apprentice Scholarships of \$1,000 available each year. The first year the scholarships were awarded was 2008. Pre-Apprenticeship Scholarships are awarded to individuals who have completed pre-apprentice learning and have since become registered apprentices. Recipients are selected based on their marks.
- Note 3:** There are a minimum of 357 Apprenticeship and Industry Training (AIT) Scholarships of \$1,000 available each year. The number varies each year based on the value of the endowment fund. The first year the scholarships were awarded was 2002. AIT Scholarships are awarded to registered apprentices who are continuing in, and working toward, completing their apprenticeship program. Recipients are selected based on their marks.
- Note 4:** The Registered Apprentice Program/Career and Technology Studies Apprenticeship Pathways (RAP/CTS) Scholarships are \$1,000 each. For the years 2001 to 2004, there were 50 RAP/CTS scholarships available. Since 2005, 500 RAP/CTS Scholarships are available each year. RAP/CTS Scholarships are awarded to individuals who have participated in RAP or in CTS apprenticeship pathways in high school.

For more information on scholarships, go to: tradesecrets.alberta.ca

TABLE 11

Number of Apprentices Registered by Apprenticeship Program - Total, Indigenous and Women, 2018¹

APPRENTICESHIP PROGRAM	Total Apprentices Registered	Indigenous Apprentices Registered	Women Apprentices Registered
Agricultural Equipment Technician	170	6	3
Appliance Service Technician	77	1	2
Appliance Service Technician	70	1	2
Commercial Appliance Service Technician	7	0	0
Auto Body Technician	669	26	56
Auto Body Technician	521	20	45
Prepper	27	1	2
Refinisher	76	4	9
Repairer	45	1	0
Automotive Service Technician	3,066	132	106
Baker	187	8	147
Boilermaker	544	38	33
Bricklayer	117	4	2
Cabinetmaker	261	8	38
Carpenter	2,670	229	165
Communication Technician	96	4	5
Concrete Finisher	34	3	0
Cook	802	50	272
Crane and Hoisting Equipment Operator	1,944	76	33
Boom Truck Operator	609	32	11
Mobile Crane Operator	519	25	14
Tower Crane Operator	68	4	1
Wellhead Boom Truck Operator	748	15	7
Electric Motor Systems Technician	44	0	0
Electrician	9,201	367	532
Elevator Constructor	254	5	3
Floorcovering Installer	32	0	1
Gasfitter	517	17	19
Gasfitter A	406	14	17
Gasfitter B	111	3	2
Glazier	252	11	11
Hairstylist	2,248	138	1,906
Heavy Equipment Technician	4,539	251	139
Heavy Equipment Technician	3,379	188	120
Heavy Duty Equipment Mechanic (Off Road)	412	33	10
Transport Trailer Mechanic	106	4	1
Truck and Transport Mechanic	642	26	8
Industrial Mechanic (Millwright)	1,544	101	51
Instrumentation and Control Technician	1,349	59	70
Insulator (Heat and Frost)	823	50	131
Ironworker	1,001	199	49
Ironworker <i>(Note 2)</i>	120	22	12
Metal Building Systems Erector	65	1	1
Ironworker (Reinforcing)	444	135	17
Ironworker (Structural/Ornamental)	372	41	19

(continued)

TABLE 11 (continued)

Number of Apprentices Registered by Apprenticeship Program - Total, Indigenous and Women, 2018¹

APPRENTICESHIP PROGRAM	Total Apprentices Registered	Indigenous Apprentices Registered	Women Apprentices Registered
Landscape Horticulturist	141	5	52
Lather (Interior Systems Mechanic)	83	2	4
Locksmith	122	2	4
Machinist	425	12	18
Metal Fabricator (Fitter)	64	4	2
Motorcycle Mechanic	141	6	4
Natural Gas Compression Technician	14	1	0
Outdoor Power Equipment Technician	54	4	2
Power	22	2	2
Recreational	32	2	0
Painter and Decorator	61	3	18
Parts Technician	798	32	310
Parts Technician	736	30	285
Materials Technician	62	2	25
Plumber <i>(Note 3)</i>	3,150	165	107
Powerline Technician	448	57	4
Power System Electrician	160	7	4
Recreation Vehicle Service Technician	129	4	7
Refrigeration and Air Conditioning Mechanic	877	27	23
Rig Technician	869	29	0
Roofer	201	22	8
Sheet Metal Worker	1,435	61	57
Sprinkler Systems Installer	240	9	3
Steamfitter-Pipefitter	2,438	174	162
Tilesetter	5	0	1
Transport Refrigeration Technician	34	1	0
Water Well Driller	20	1	0
Welder	3,856	249	336
Welder	3,803	246	333
Wire Processor	53	3	3
Total	48,206	2,660	4,900

Source: Alberta Advanced Education

(Note 1)

¹ Total number of apprentices registered as of December 31. Apprentices may be registered in more than one apprenticeship program or branch of a program within the same year, but are counted here only once.

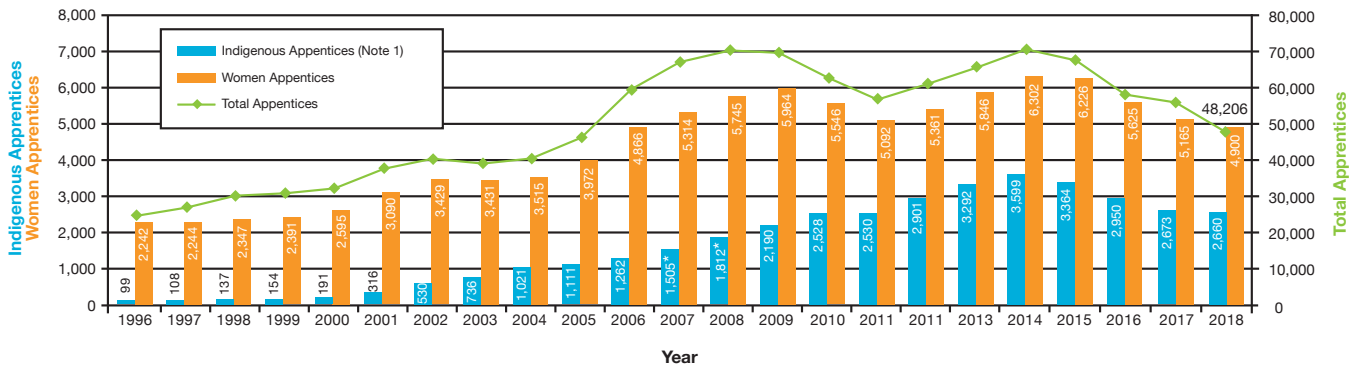
Note 1: Apprentices choose whether or not to disclose their Indigenous heritage when registering. The total number of Indigenous apprentices reflected here indicates those who disclosed their Indigenous heritage. There may be additional apprentices with Indigenous heritage registered who did not disclose that information.

Note 2: Effective September 1, 2017, the designation of the generalist branch of the ironworker apprenticeship program was rescinded. Apprentices registered in the program before that day can continue in the program until August 31, 2023.

Note 3: In previous Statistical Profiles, the plumber apprenticeship program data was divided by 'plumber & gasfitter B' and 'plumber' to distinguish between plumber apprentices who received their gasfitter B certification through their plumber apprenticeship program and those who had previously obtained their gasfitter B certification. Effective August 3, 2017, plumber will be reported as a single parent apprenticeship program in accordance with the Plumber Trade Regulation.

CHART 8

Total, Women and Indigenous Apprentices Registered by Year



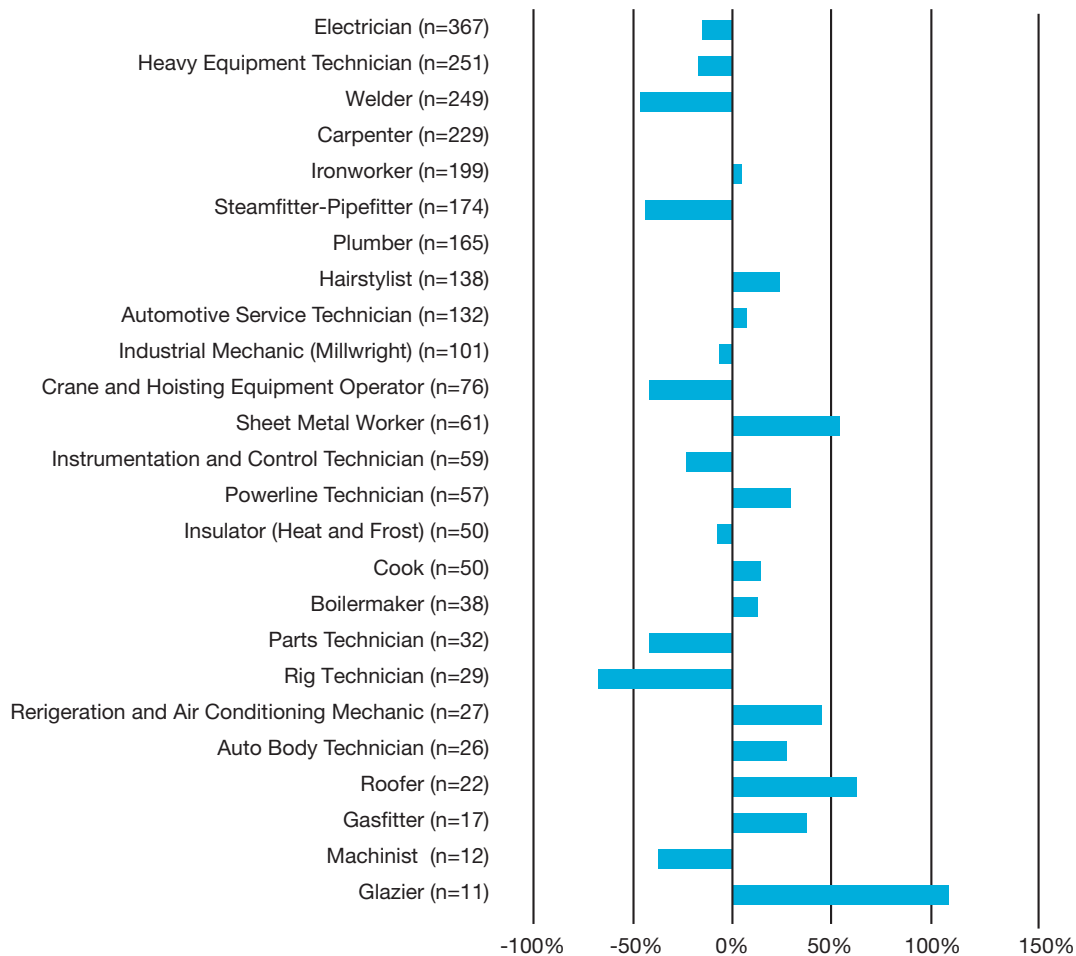
Source: Alberta Advanced Education

Note 1: Apprentices choose whether or not to disclose their Indigenous heritage when registering. The total number of Indigenous apprentices reflected here indicates those who disclosed their Indigenous heritage. There may be additional apprentices with Indigenous heritage registered who did not disclose that information.

* In 2007 and 2008, the statistical methodology for the Indigenous apprentice number changed, therefore, the numbers in those two years cannot be compared to those of previous or future years.

CHART 9

Per Cent Change of Indigenous Apprentices Registered¹ by Apprenticeship Program Between 2013 and 2018



Source: Alberta Advanced Education

¹ Apprentices choose whether or not to disclose their Indigenous heritage when registering. The total number of Indigenous apprentices reflected here indicates those who disclosed their Indigenous heritage. There may be additional apprentices with Indigenous heritage registered who did not disclose that information.

Notes:

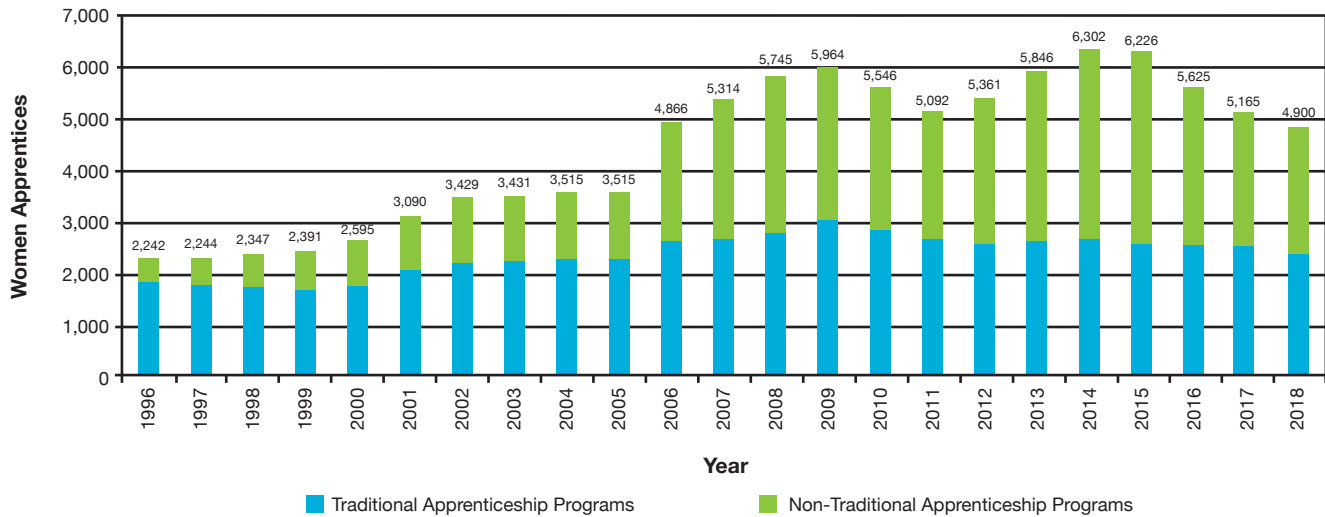
The 25 of 49 apprenticeship programs represented in the chart are those in which there were the highest number of Indigenous apprentices registered as of December 31, 2018. The list of apprenticeship programs is rank ordered with the highest to lowest number of Indigenous apprentices registered.

The 'n' provided is the number of Indigenous apprentices registered in the given apprenticeship program as of December 31, 2018.

Due to small registration numbers in some apprenticeship programs, large percentage changes may occur.

CHART 10

Total Number of Women Apprentices Registered by Year¹



Source: Alberta Advanced Education

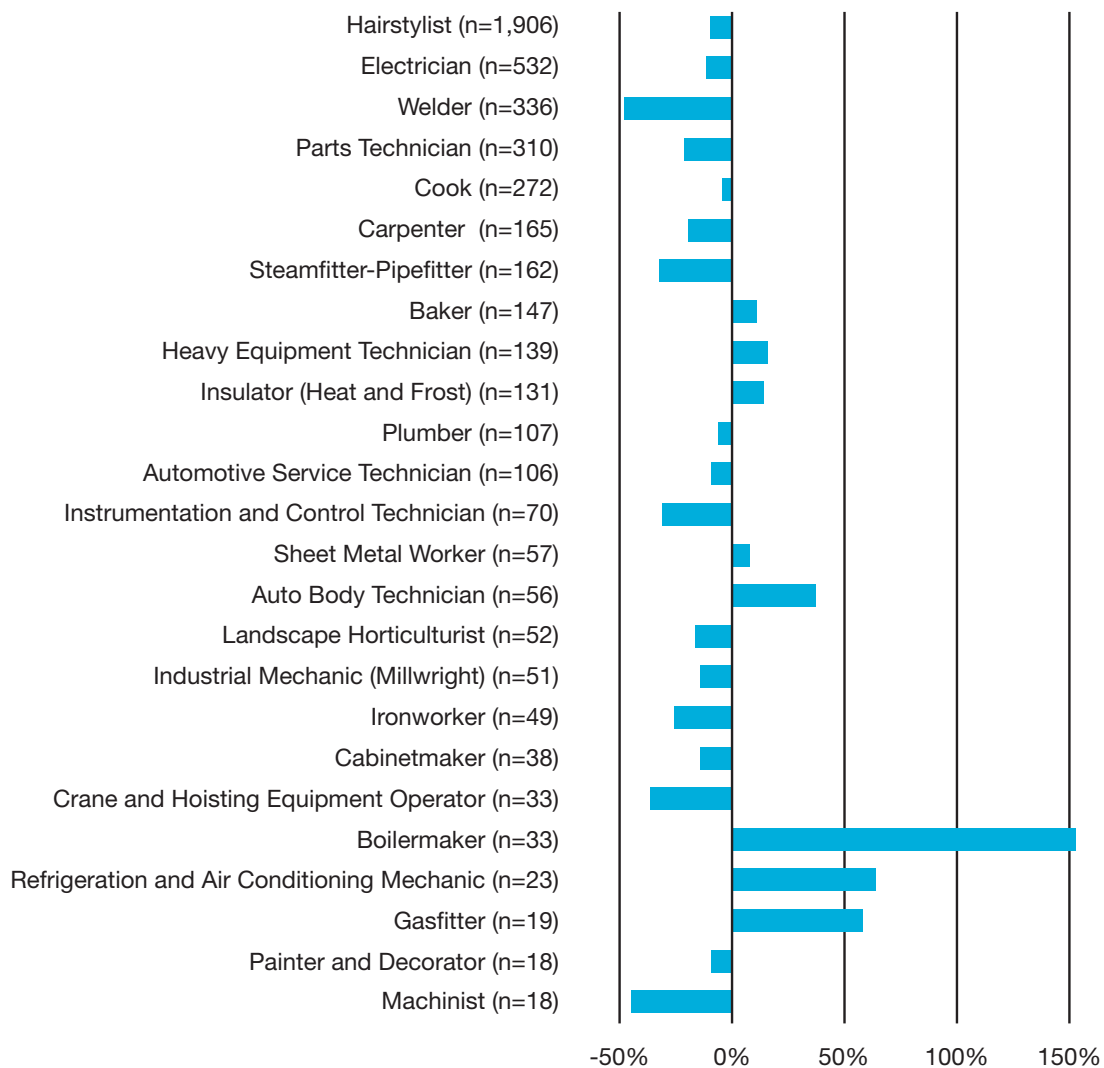
¹ This graph represents statistics covering a series of calendar years (January to December).

Traditional Apprenticeship Programs = Apprenticeship Programs that are gender-biased toward women. They are programs in which women have traditionally made up a large proportion of the total apprentices registered. These apprenticeship programs are: baker, cook, hairstylist, landscape horticulturist.

Non-Traditional Apprenticeship Programs = All apprenticeship programs other than the four 'Traditional Apprenticeship Programs'.

CHART 11

Per Cent Change of Women Apprentices Registered by Apprenticeship Program Between 2013 and 2018



Source: Alberta Advanced Education

Notes:

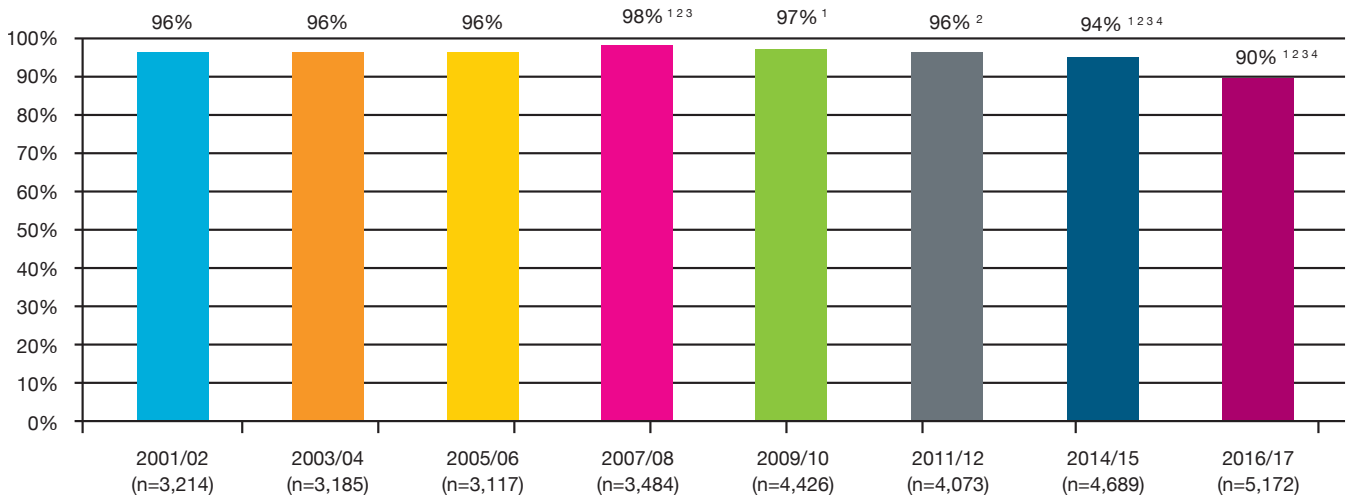
The 25 of 49 apprenticeship programs represented in the chart are those in which there were the highest number of women apprentices registered as of December 31, 2018. The list of apprenticeship programs is rank ordered with the highest to lowest number of women apprentices registered.

The 'n' provided is the number of women apprentices registered in the given apprenticeship program as of December 31, 2018.

Due to small registration numbers in some apprenticeship programs, large percentage changes may occur.

CHART 12

Apprentice Graduate Satisfaction with Apprenticeship System



Yes, would still have chosen to become an apprentice

Source: Alberta Advanced Education, surveys of graduates of apprenticeship and industry training

Survey Question #F6X: In retrospect, based on your experience with the Alberta apprenticeship program, would you still have chosen to become an apprentice?

¹ Indicates a significant change in response at a .05 level of significance compared to the previous survey year.

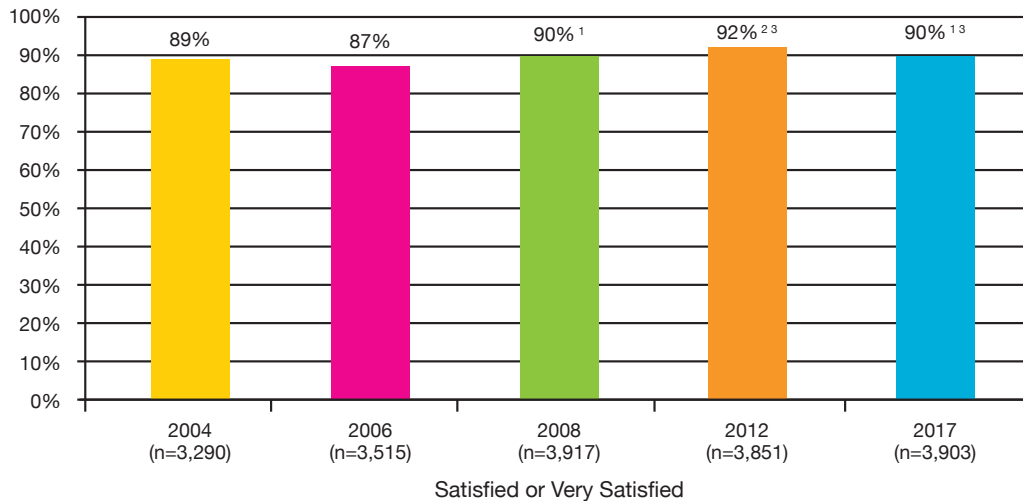
² Indicates a significant change in response at a .05 level of significance compared to two surveys previous.

³ Indicates a significant change in response at a .05 level of significance compared to three surveys previous.

⁴ Indicates a significant change in response at a .05 level of significance compared to four surveys previous.

CHART 13

Employer Satisfaction with Apprenticeship System



Satisfied or Very Satisfied

Source: Alberta Advanced Education, surveys of employer satisfaction with apprenticeship training and skilled tradespeople

Survey Question #45: Overall, how satisfied are you with the apprenticeship and trade certification system in Alberta?

¹ Indicates a significant change in response at a .05 level of confidence compared to the previous survey year.

² Indicates a significant change in response at a .05 level of confidence compared to two surveys previous.

³ Indicates a significant change in response at a .05 level of confidence compared to three surveys previous.

