



# My Skilled Trades Network Academic Year in Review

August 1, 2024 - July 31, 2025



Apprenticeship  
and Industry Training  
My Skilled Trades Network





# Contents

**Executive Summary.....2**

**MySTN Member Demographics.....3**

MySTN Member Status in their Identified Trade(s) .....3

MySTN Member Representation .....5

**MySTN Member Interest in Consultation Types .....6**

**Consultations Per Month .....7**

Group and Individual Consultations.....7

    Group and Individual Consultation Formats.....8

Surveys .....8

**Total Invitations Sent Per Month.....9**

**Average Response & Attendance Rates .....10**

Average Response Rates..... 10

Average Attendance Rates..... 10

**Interactions Between AIT and MySTN Members .....11**

**MySTN Trades.....12**

Trade Representation in MySTN .....12

    Trades Per Program.....12

Trades Involved in August 2024 – July 2025 Consultations .....15

# Executive Summary

The My Skilled Trades Network (MySTN) is a network developed and maintained by Apprenticeship and Industry Training (AIT) in conjunction with the Alberta Board of Skilled Trades (ABST). MySTN was launched on November 1, 2023, and began accepting applications from individuals to join the database as Subject Matter Experts (SMEs) in one or more skilled trades. The primary purpose of the network is to ensure that AIT has the ability to engage with a broad spectrum of industry stakeholders to support both AIT and the ABST in their work as it pertains to apprenticeship training and the skilled trades in Alberta.

Between November 2023 and early April 2024, the MySTN Team developed MySTN's application verification process, managing the associated data and building the platform interface to better support database operations. During this phase, a minimal amount of requests for SMEs were processed resulting in minimal initial data.

The baseline structure of the MySTN request and consultation process started at the end of April 2024. This started with only a few requests and consultations with SMEs, as the new system was gradually made fully operational.

The full transition to using MySTN happened over Fall 2024. From that date until now, AIT uses MySTN for work requiring consultation with trade SMEs, now known as MySTN members.

Data provided for the 2024-2025 Academic year reflects some of the transition period and the solidifying of MySTN processes. Therefore, the data reflected may have higher numbers than presented and has no baseline on which to compare.

| Consultations  | 2023-2024<br>Academic Year<br>Data | 2024-2025<br>Academic Year<br>Data | Changes |
|--|------------------------------------|------------------------------------|---------|
| Total My Skilled Trades Network (MySTN) Members  | 913                                | 1,335                              | +422    |
| Total Number of Consultations Held   | 25                                 | 215                                | +190    |
| Total Number of Invitations Sent   | 489                                | 2,056                              | +1,597  |
| Average Response Rate to Invitations Sent  | Unavailable*                       | 66%                                | N/A     |
| Average Attendance Rate<br>(excludes surveys)  | Unavailable*                       | 77%                                | N/A     |
| Total Number of Interactions Between<br>Apprenticeship and Industry Training (AIT)<br>and MySTN During Consultations | Unavailable*                       | 1,383                              | N/A     |
| Number of Trades Involved (excluding surveys<br>to all trades)   | N/A / 77                           | 48 / 72                            | N/A     |
| Average Fill Rate for Spots Available per<br>Individual or Group Consultation  | Unavailable*                       | 69%                                | N/A     |
| Total Number of Unique Subject Matter<br>Experts (SMEs) that participated in Individual<br>or Group Consultations    | Unavailable*                       | 273                                | N/A     |

Data pulled August 2025

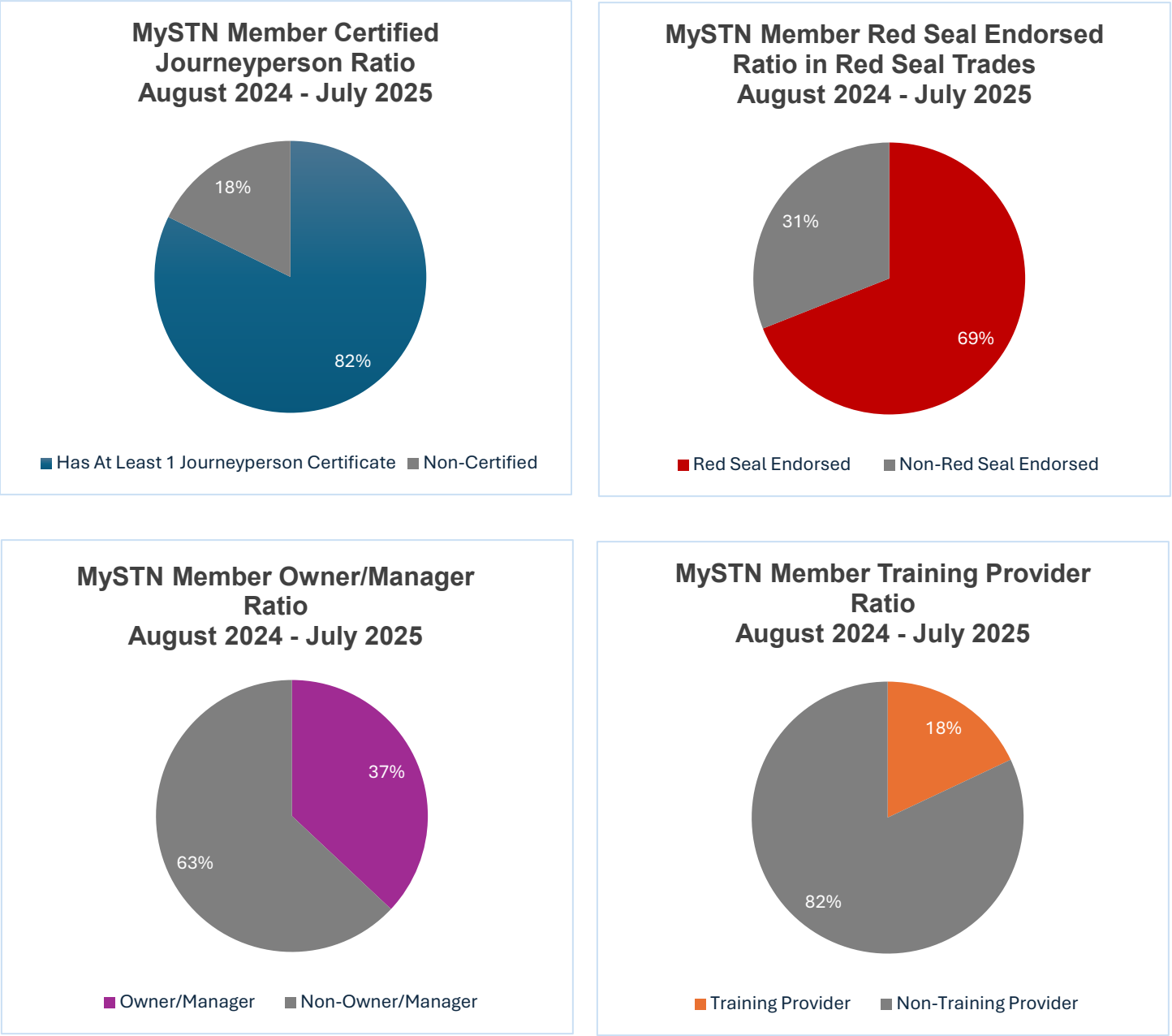
*\*For boxes marked unavailable, the data is inconsistent and may not be accurate. See background information for more details.*



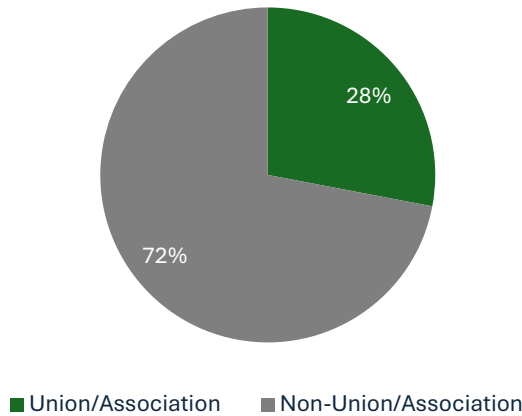
# MySTN Member Demographics

The demographics represented below reflect the overall MySTN member database and are not specific to the demographics per consultation. While the demographics of each consultation may vary based on multiple factors, they are drawn from the broader MySTN membership.

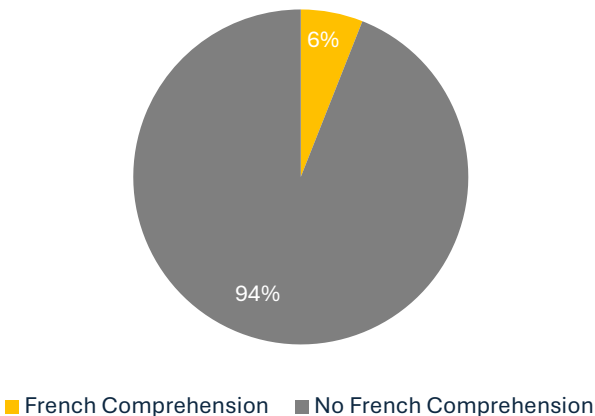
## MySTN Member Status in their Identified Trade(s)



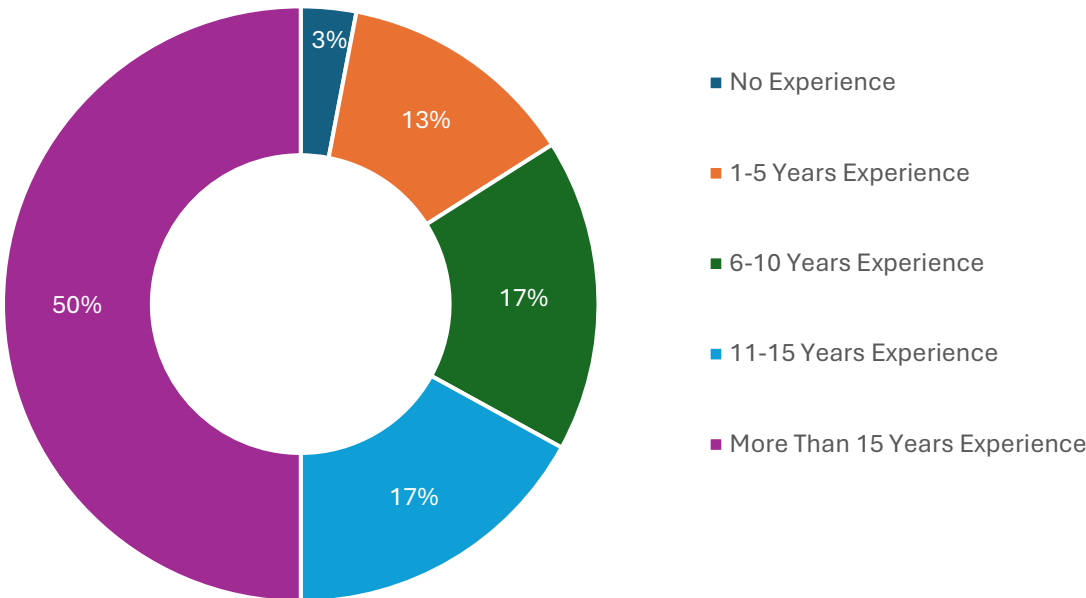
**MySTN Members Trade Union or Association Member Ratio  
August 2024 - July 2025**



**MySTN Members With French Comprehension Ratio  
August 2024 - July 2025**

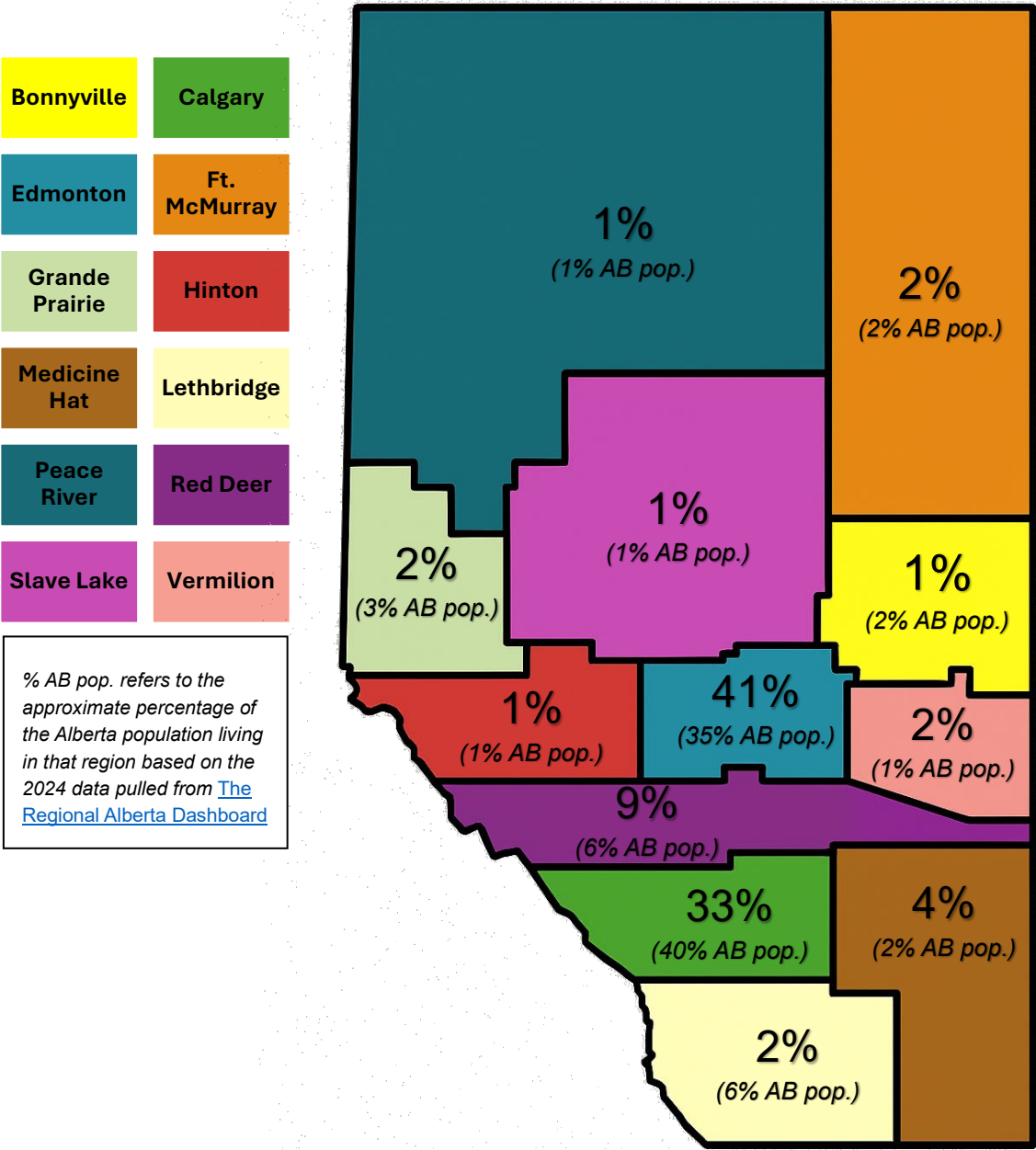


**MySTN Members Years of Hands-On-The-Tools Experience  
August 2024 - July 2025**

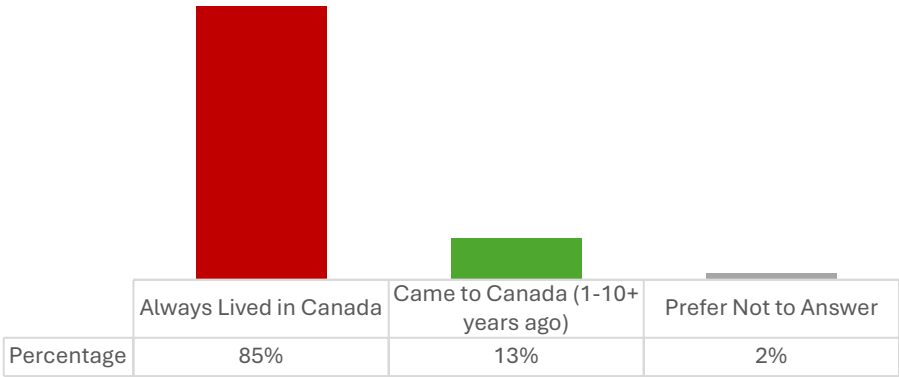


# MySTN Member Representation

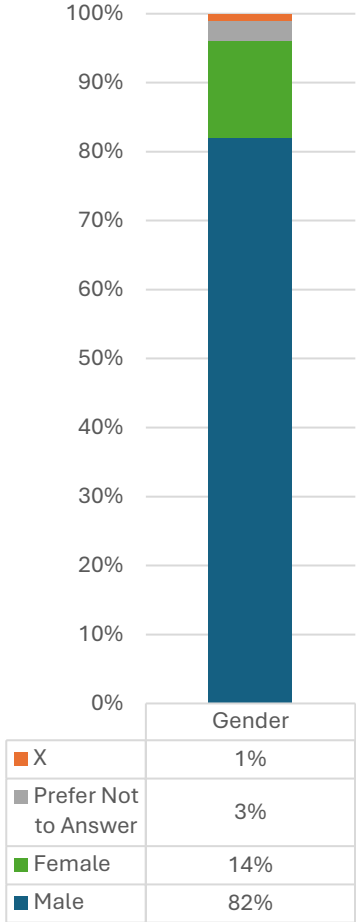
MySTN Member Distribution by AIT Office Region as of July 2025



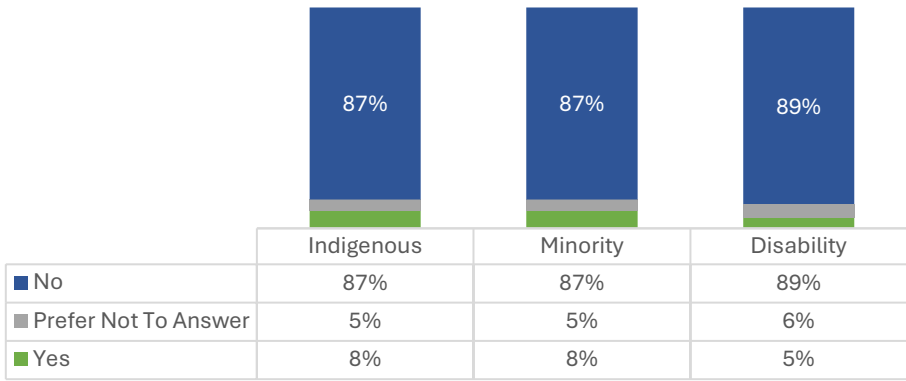
### MySTN Origin Representation August 2024 - July 2025



### MySTN Member Gender Representation August 2024 - July 2025




### MySTN Identity Representation August 2024 - July 2025



## MySTN Member Interest in Consultation Types

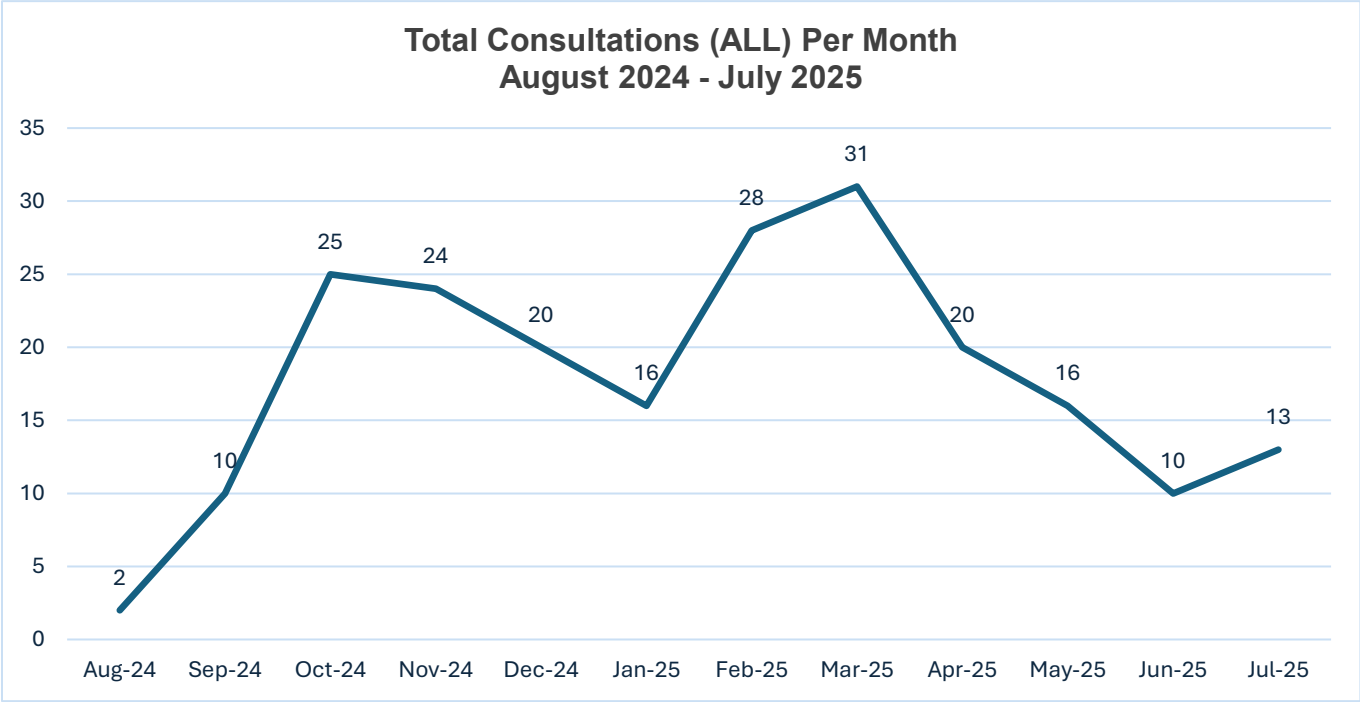
Members can choose to participate in three different consultation types.

### Number of Members Interested in Different Consultation Types August 2024 - July 2025



# Consultations Per Month

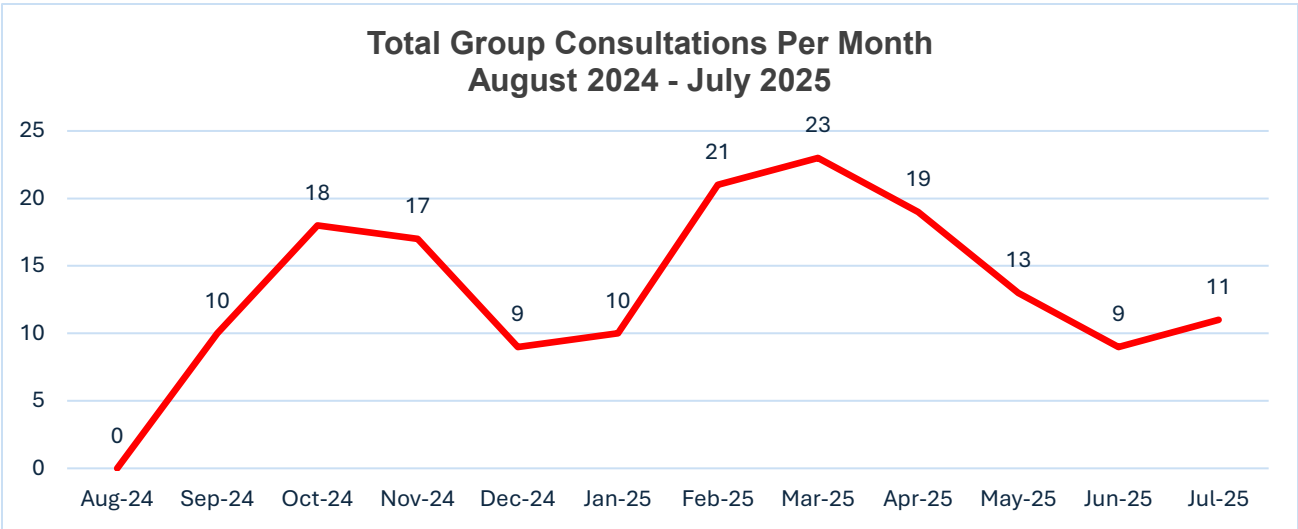
There was a total of **215** consultations from August 2024 to July 2025.



## Group and Individual Consultations

Group and individual consultations are usually grouped together, as their data normally aligns. However, for reporting purposes, their monthly counts are shown separately to reflect how each type of meeting was tracked. The number of individual consultations may be approximate, as many are connected to the Canadian Council of Directors of Apprenticeship (CCDA) Red Seal Program, which may not have specific dates.

**Fill rate:** These consultations have a specific number of spots available. On average, the fill rate for these spots is **69%**.

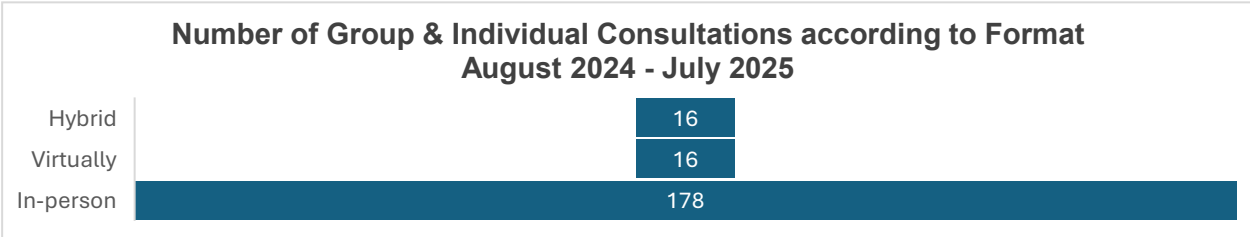






### Group and Individual Consultation Formats

Group and individual consultations can be held in different ways: in-person, virtually or both (hybrid).



### Surveys

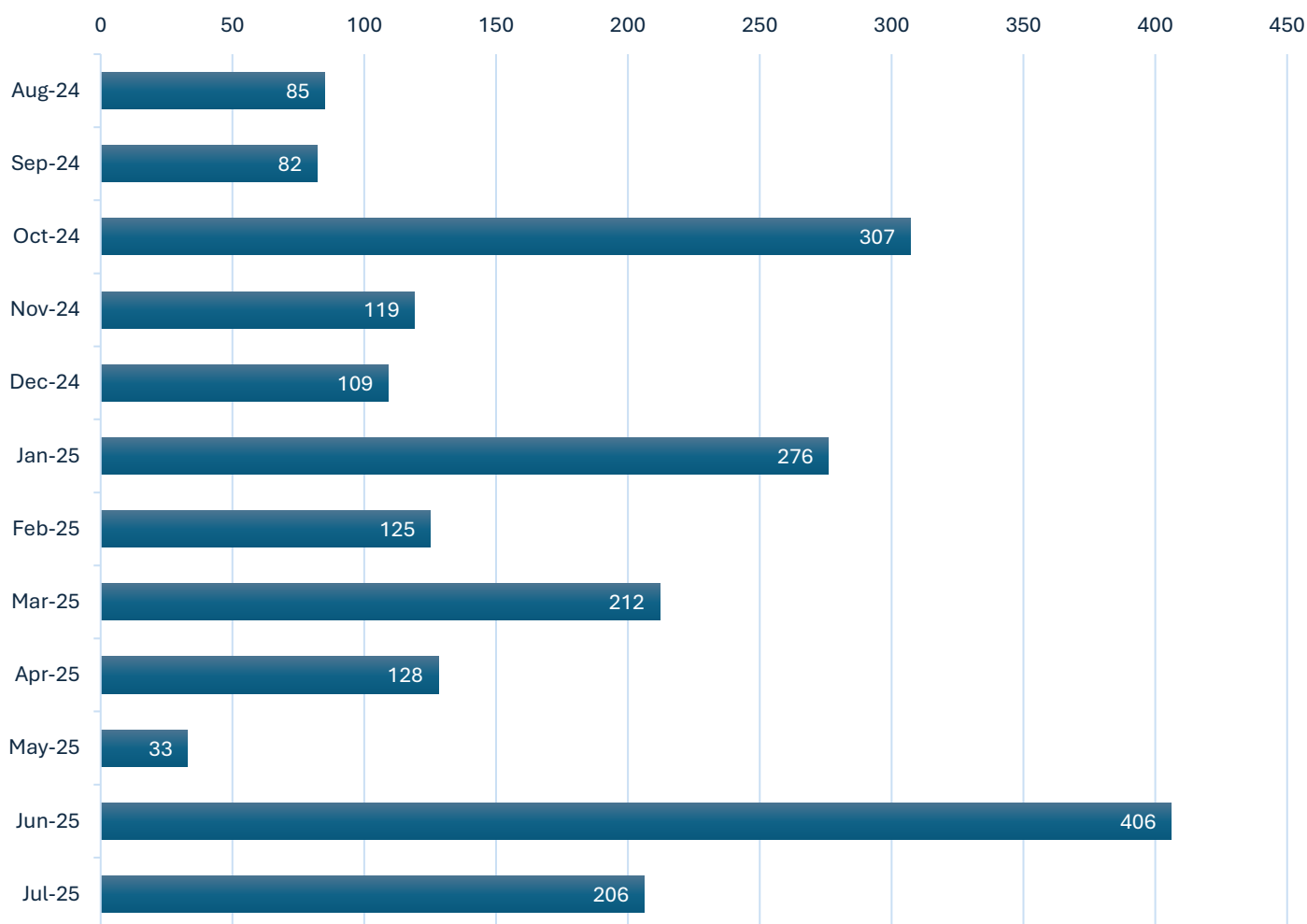
Surveys include all online questionnaires sent to MySTN members. They may be developed by AIT, the Red Seal program, or others. On average, MySTN sends one survey per month.

## Total Invitations Sent Per Month

The total number of invitations sent per month includes invitations to all consultation types.

A total of **2,056** invitations were sent.

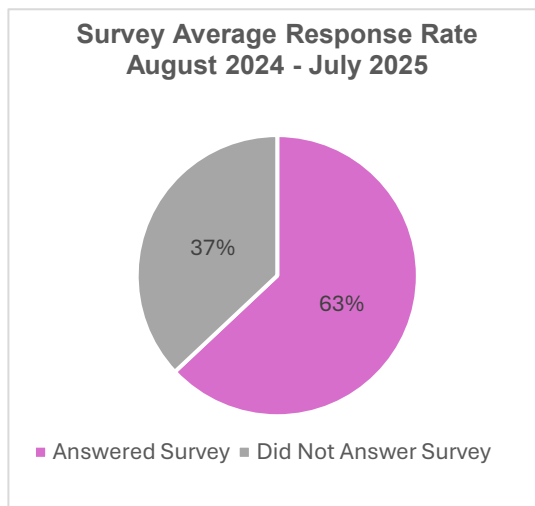
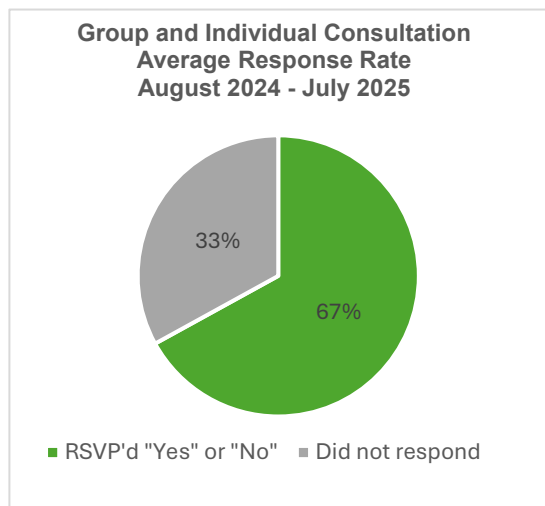
Number of Invitations Sent Per Month  
August 2024 - July 2025



## Average Response & Attendance Rates

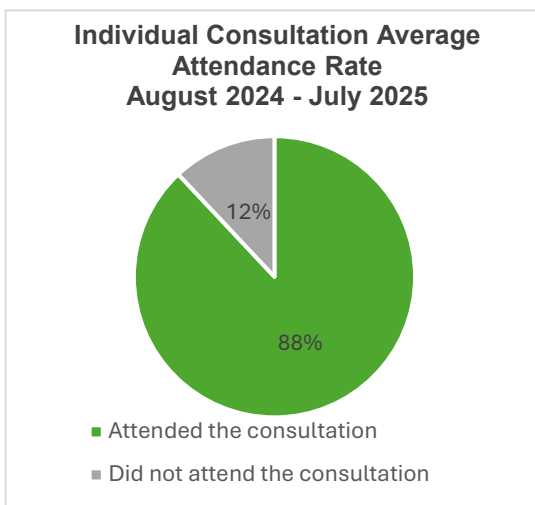
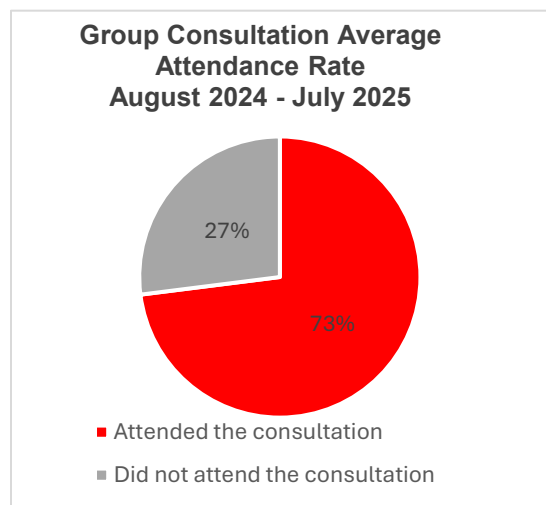
### Average Response Rates

**Total Average Response Rate: 66%**



### Average Attendance Rates

**Total Average Attendance Rate: 77%**





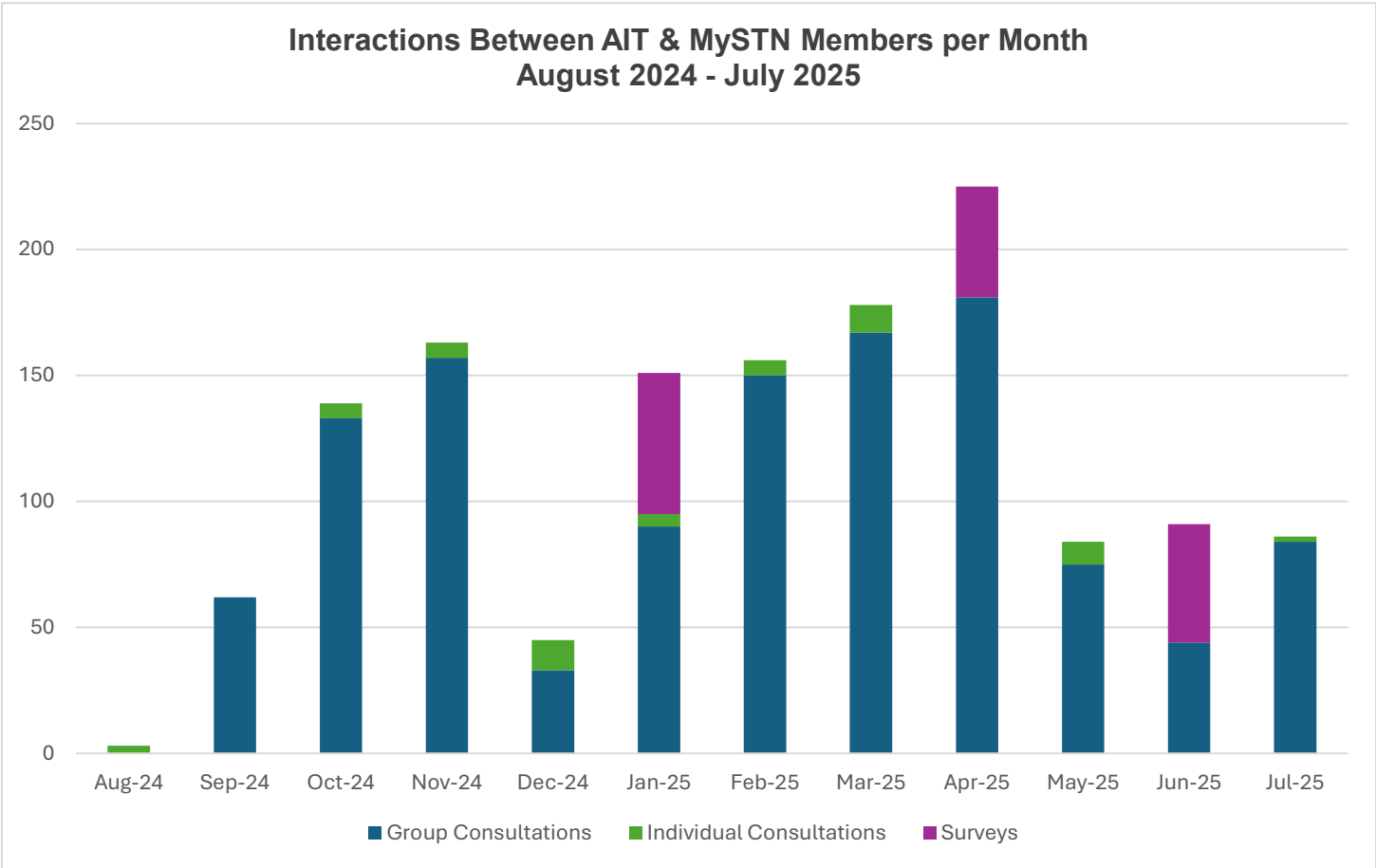
# Interactions Between AIT and MySTN Members

The number of interactions between AIT and MySTN members is measured by the number of times MySTN members have participated in a consultation of any kind.

A MySTN member may have more than one interaction if they participated in more than one meeting or survey.

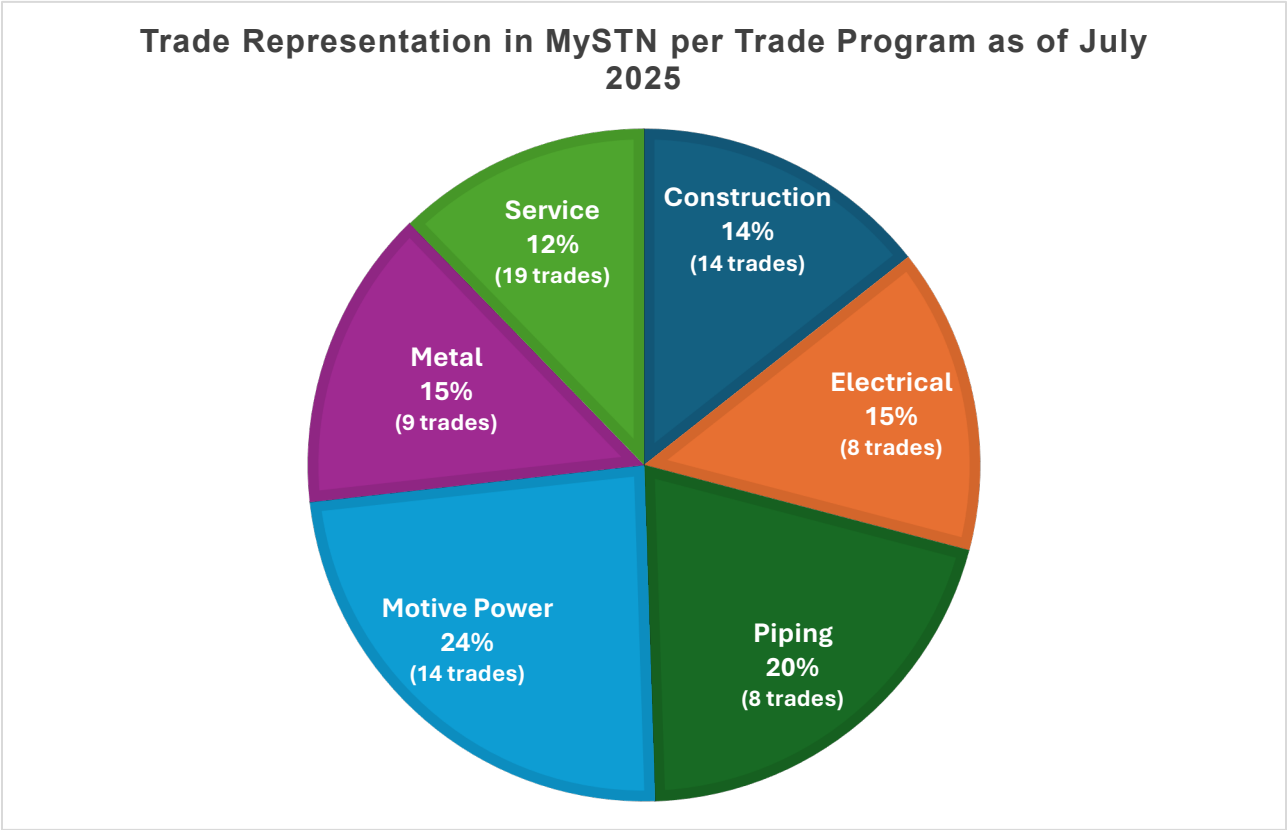
- For example, 273 unique MySTN members have interacted with AIT a total of 908 times for group and individual consultations.

There was a total of **1,383** interactions between AIT and MySTN Members.



# MySTN Trades

## Trade Representation in MySTN



### Trades Per Program

| Program      | Trades   |
|--------------|--|
| Construction | Bricklayer<br>Cabinetmaker<br>Carpenter<br>Concrete Finisher<br>Construction Craft Worker<br>Elevator Constructor<br>Floorcovering Installer<br>Glazier<br>Industrial Construction Crew Supervisor<br>Insulator (Heat and Frost)<br>Lather (Interior Systems Mechanic)<br>Painter Decorator<br>Residential Construction Site Manager<br>Roofer |

| Program      | Trades  |
|--------------|---|
| Electrical   | Cathodic Protection – Level One<br>Cathodic Protection – Level Two<br>Communication Technician<br>Electric Motor Systems Technician<br>Electrician<br>Instrument and Control Technician<br>Power Systems Electrician<br>Powerline Technician  |
| Piping       | Boilermaker<br>Gas Utility Operator<br>Gasfitter Class A<br>Gasfitter Class B<br>Plumber<br>Refrigeration and Air Conditioning Mechanic<br>Sprinkler Systems Installer<br>Steamfitter/Pipefitter  |
| Motive Power | Agriculture Equipment Technician<br>Automotive Service Technician<br>Crane and Hoisting Equipment Operator – Boom Truck<br>Crane and Hoisting Equipment Operator – Mobile Crane<br>Crane and Hoisting Equipment Operator – Tower Crane<br>Crane and Hoisting Equipment Operator – Wellhead Boom Truck<br>Heavy Equipment Technician – Heavy Duty Equipment Mechanic (Off Road)<br>Heavy Equipment Technician – Transport Trailer Mechanic<br>Heavy Equipment Technician – Truck and Transport Mechanic<br>Motorcycle Mechanic<br>Outdoor Power Equipment Technician – Power Equipment<br>Outdoor Power Equipment Technician – Recreational Equipment<br>Recreation Vehicle Service Technician<br>Transport Refrigeration Technician |
| Metal        | Industrial Mechanic (Millwright)<br>Ironworker – Metal Building Systems Erector<br>Ironworker – Reinforcing<br>Ironworker – Structural/Ornamental<br>Machinist<br>Metal Fabricator (Fitter)<br>Sheet Metal Worker<br>Welder<br>Welder – Wire Process Operator   |

| Program | Trades  |
|---------|---|
| Service | Appliance Service Technician<br>Appliance Service Technician – Commercial Appliance Service Technician<br>Auto Body Technician – Auto Body Prepper<br>Auto Body Technician – Auto Body Refinisher<br>Auto Body Technician – Auto Body Repairer<br>Baker<br>Barber<br>Field Heat Treatment Technician<br>Hairstylist<br>Landscape Horticulturist<br>Locksmith<br>Oil and Gas Transportation Services – All Levels<br>Overhead Door Technician – Level One<br>Overhead Door Technician – Level Two<br>Parts Technician – Materials Technician<br>Parts Technician – Parts Technician<br>Water Well Driller<br>Water Well Driller – Earth Loop Technician<br>Well Testing Services Supervisor – All Levels |

# Trades Involved in August 2024 – July 2025 Consultations

The number of trades involved are pulled from the trades impacted by the various consultations held.

- Agricultural Equipment Technician
- Appliance Service Technician
- Auto Body Technician
- Automotive Service Technician
- Baker
- Barber
- Boilermaker
- Bricklayer
- Cabinetmaker
- Cathodic Protection Technician
- Communication Technician
- Construction Craft Worker
- Cook
- Electric Motor Systems Technician
- Electrician
- Floorcovering Installer
- Gas Utility Operator
- Gasfitter A
- Gasfitter B
- Glazier
- Hairstylist
- Heavy Equipment Technician Heavy Duty Equipment Mechanic (Off-Road)
- Heavy Equipment Technician Transport Trailer Mechanic
- Heavy Equipment Technician Truck and Transport Mechanic
- Industrial Mechanic (Millwright)
- Instrument & Control Technician
- Insulator
- Ironworker (Metal Building Systems Erector)
- Ironworker Reinforcing
- Ironworker Structural/Ornamental
- Landscape Horticulturalist
- Lather
- Locksmith
- Metal Fabricator
- Motorcycle Mechanic
- Parts Technician
- Plumber
- Power System Electrician
- Powerline Technician
- Recreation Vehicle Service Technician
- Refrigeration & Air Conditioning Mechanic
- Residential Construction Site Supervisor
- Roofer
- Sheet Metal Worker
- Sprinkler Systems Installer
- Steamfitter-pipefitter
- Welder
- Wire Process Operator

*\*The list above excludes the survey sent to all employers in the My Skilled Trades Network, as that included all trades represented in the My Skilled Trades Network.*

---